



# Term 1 - Exam coverage pages

صفحات الكتاب  
الموجودة في هيكل  
الاختبار

Access Book 4




Academic Year	2022/2023
السنة الدراسية	2022/2023
Term	1
المصطلح	1
Subject	English Language
المادة	اللغة الإنجليزية
Grade	4
Level / Course	2.1 (Kawm)
Stream	General
النوع	عمومي
Number of Main Questions	20
عدد الأسئلة الرئيسية	20
Marks per Main Question	5
النقاط لكل سؤال رئيسي	5
Number of Bonus Questions	5
عدد الأسئلة الإضافية	5
Marks per Bonus Question	4
النقاط لكل سؤال إضافي	4
Type of All Questions	MCQ
نوع الأسئلة	اختيار من متعدد
Markbook Overall Grade*	100
الدرجة الكلية للكتاب	100
Exam Duration	120 minutes
مدة الامتحان	120 دقيقة
Mode of Implementation	Paper-based
طريقة التطبيق	ورقي
Calculator	Not Applicable
المحاسبة	غير قابلة للتطبيق

Question**	Learning Outcome***	Reference(s) in the Student Book (Arabic / English Version)	
		المرجع في كتاب الطالب (العربية / الإنجليزية)	Page
السؤال**	مخرجات التعلم***	المرجع	الصفحة
1	ENL.E0.2.3.XL.001 Read and identify familiar words in set phrases in short, simple texts on familiar topics.	Activity 1, Activity 3	Pages 63-64
2	ENL.E0.2.3.XL.001 Read and identify familiar words in set phrases in short, simple texts on familiar topics.	Activity 1, Activity 2 Activity 4	Page 57 Page 58
3	ENL.E0.2.3.XL.001 Read and identify familiar words in set phrases in short, simple texts on familiar topics.	Activity 4, Activity 5	Page 4
4	ENL.E0.2.3.XL.001 Read and identify familiar words in set phrases in short, simple texts on familiar topics.	Activity 1 Activity 3	Page 11 Page 13
5	ENL.E0.2.3.XL.001 Read and identify familiar words in set phrases in short, simple texts on familiar topics.	Activity 1 Activity 3 Activity 4, Activity 5	Page 23 Page 26 Page 28
6	ENL.E0.2.3.XL.001 Read and identify familiar words in set phrases in short, simple texts on familiar topics.	Activity 1, Activity 2, Activity 3	Page 35
9	ENL.E0.2.3.XL.002 Read and understand the overall meaning of short, simple texts on familiar topics.	Activity 4, Activity 5	Page 36
10	ENL.E0.2.3.XL.002 Read and understand the overall meaning of short, simple texts on familiar topics.	Activity 4, Activity 5	Page 28
11	ENL.E0.2.3.XL.002 Read and understand the overall meaning of short, simple texts on familiar topics.	Activity 1	Page 27
12	ENL.E0.2.3.XL.002 Read and understand the overall meaning of short, simple texts on familiar topics.	Activity 1, Activity 2	Page 33
13	ENL.E0.2.3.XL.001 Read and understand the overall meaning of short, simple texts on familiar topics.	Activity 1, Activity 2, Activity 3	Pages 61-62
14	ENL.E0.2.3.XL.002 Read and understand the overall meaning of short, simple texts on familiar topics.	Activity 1, Activity 2	Page 49
15	ENL.E0.2.3.XL.002 Read and understand the overall meaning of short, simple texts on familiar topics.	Activity 1, Activity 2	Page 43
16	ENL.E0.2.3.XL.002 Read and understand the overall meaning of short, simple texts on familiar topics.	Activity 1, Activity 2	Page 29
17	ENL.E0.2.3.XL.001 Read and identify familiar words in set phrases in short, simple texts on familiar topics.	Activity 2 Activity 1, Activity 4	Page 61 Page 63
18	ENL.E0.2.3.XL.001 Read and identify familiar words in set phrases in short, simple texts on familiar topics.	Activity 1, Activity 3	Page 59
21	ENL.E0.2.3.XL.001 Read and identify familiar words in set phrases in short, simple texts on familiar topics.	Activity 2 Activity 3	Page 63 Page 64
22	ENL.E0.2.3.XL.001 Read and identify familiar words in set phrases in short, simple texts on familiar topics.	Activity 1 Activity 1, Activity 4 Activity 5	Page 63 Page 64 Page 75
24	ENL.E0.2.3.XL.001 Read and identify familiar words in set phrases in short, simple texts on familiar topics.	Activity 1, Activity 3, Activity 4	Pages 69-70
25	ENL.E0.2.3.XL.001 Read and identify familiar words in set phrases in short, simple texts on familiar topics.	Activity 1	Page 65
3	A learning outcome from the book**** مخرجات التعلم من الكتاب****	Undisclosed	Undisclosed

Exam coverage pages

page 4 – Activity 5

6 There are \_\_\_\_\_ computers. 

7 There is \_\_\_\_\_ window. 

**Language Tip**

There **is** one book.

There **are** two books.

**5 Write**

Write sentences about your classroom.

1 There are four books.

2 \_\_\_\_\_

3 \_\_\_\_\_

4 \_\_\_\_\_

page 4 – Activity 4

**4 Write**

Write the numbers.

<b>1</b>	<b>2</b>	<b>3</b>	<b>4</b>	<b>5</b>
one	two	three	four	five
<b>6</b>	<b>7</b>	<b>8</b>	<b>9</b>	<b>10</b>
six	seven	eight	nine	ten

**Language Tip**

**singular**

one book  
one computer  
one pen

**plural**

two books  
two computers  
two pens

1 There are \_\_\_\_\_ books. 

2 There are \_\_\_\_\_ bags. 

3 There are \_\_\_\_\_ pens. 

4 There are \_\_\_\_\_ chairs. 

5 There is \_\_\_\_\_ desk. 

6 There are \_\_\_\_\_ computers. 

7 There is \_\_\_\_\_ window. 

**Language Tip**

### Lesson 6: Language focus

**Key Language**  
To be  
**Are you a student?**

**Vocabulary**  
Emirati, British, Egypt,  
Australia, job, boy, girl

**1 Read**  
Read about three people.  
Match the people to the texts.



**A** Name: Noora  
Nationality: Egyptian



**B** Name: Ben  
Nationality: British



**C** Name: Anna  
Nationality: Australian


**1** My name is Noora and I am a student. I am nineteen years old and I am from Egypt. I like playing sports.

**2** I'm Anna and I'm a doctor. I live in the UAE. I'm not Emirati. I'm from Australia. I like helping people.


**3** I'm Ben. I'm a teacher and I live in London. I'm British. I like reading books. It's fun.

**1 Vocabulary**  
Write the words.


**up down left right turn jump tap**




1 \_\_\_\_\_




2 \_\_\_\_\_




3 \_\_\_\_\_




4 \_\_\_\_\_



5 \_\_\_\_\_



6 \_\_\_\_\_




7 \_\_\_\_\_

**Vocabulary**  
up, down, left, right,  
turn, jump, tap

**2 Listen Track 7**  
Read and listen.

The Al Ayyalah routine is a dance.  
The Al Ayyalah routine is from the UAE.  
There is one big drum. There are three small drums.  
Men hold sticks and make them move up and down, left and right. They also tap their feet.

**1** What is the Al Ayyalah routine?  
**2** Where is it from?  
**3** What do the men do?



stick

big drum

feet

small drum

**Listening Tip**  
Listen to the sound of words when you read.

### 2 Vocabulary

What do you see in the pictures below?  
Write the correct numbers and words.

1 One book.

2 Three \_\_\_\_\_.

3 \_\_\_\_\_ chairs.

4 Four \_\_\_\_\_.

5 \_\_\_\_\_ window.

6 Two \_\_\_\_\_.



**Plural nouns:**  
Did you write **s** ?  
One book.  
Two books.

### 3 Talk

Talk about your classroom.  
What do you see?

There is \_\_\_\_\_.

There are \_\_\_\_\_.

## Lesson 2: Families

### Key Language

Present simple  
**They live** in the UAE.

### Vocabulary

live, like, play, sports,  
football, pet, animals

### 1 Talk

Where do the families live? What nationality are they?

#### United Kingdom (UK)



Nationality: British

#### United States (US)



Nationality: American

#### United Arab Emirates (UAE)



Nationality: Emirati



### Lesson 3: Language focus

**Key Language**  
Present simple  
**I study English.**

**Vocabulary**  
study, watch TV, go,  
play, draw, weekend

**1 Listen** Track 12  
Listen, read and write the days.

My name is Noora and this is Fatima. We are sisters. This is our week.  
We play sports on Sunday. We draw pictures on Monday. We study English on Tuesday. We watch TV on Wednesday and Thursday. On Friday and Saturday, it's the weekend. We go to the park.



Sunday



and

and

### 3 Practice

Write the correct word.

read go study go play draw

I \_\_\_\_\_ to school.

I \_\_\_\_\_ books.

You \_\_\_\_\_ English.

You \_\_\_\_\_ games.

We \_\_\_\_\_ to the park.

They \_\_\_\_\_ pictures.

### Lesson 4: We like sports

**Key Language**  
Like/don't like  
*I like tennis.*

**Vocabulary**  
horse riding, football,  
diving, swimming, tennis

**1 Vocabulary**  
Match the pictures to the sports.

1



2



3



4



5 diving



swimming
diving
horse riding
football
tennis

**4 Practice**  
Put the words in the correct order.

1 like / you / Do / football?  
\_\_\_\_\_

2 don't / No. / like / I / football.  
\_\_\_\_\_

3 you / Do / swimming? / like  
\_\_\_\_\_

4 Yes. / like / swimming. / I  
\_\_\_\_\_

**5 Talk**  
Ask your classmates what sports they like. Write their names in the table.

Do you like football?

Yes, I do.

**Speaking Tip**  
Do you *like* football?  
*Yes, I do.*  
*No, I don't.*

sport	like	don't like
horse riding		
tennis		
diving		
football		
swimming		

28

## Lesson 5: Helping hands

**Key Language**  
Do/Does  
Do you help people?

**Vocabulary**  
help, make, wash, floor,  
dishes, bed, chores

### 1 Vocabulary

Match the words to the pictures.

wash the floor

make the bed

wash the dishes

help people



### 2 Read

Read and then complete the table below.

What do you do at home?

#### Nasser

I help my family. I make the bed. I help my brother with his homework.  
I don't wash the dishes. I don't wash the floor.

#### Jameela

I help my mum and dad. We wash the floor. We wash the dishes too.  
I don't make my bed.

#### Sultan and Ali

We help our family. We make the bed. We wash the dishes.  
We don't wash the floor.

chores	Nasser	Jameela	Sultan and Ali
wash the dishes	X	✓	
wash the floor			
make the bed			



## Lesson 8: Describing people

### 1 Vocabulary

Do you know the words?  
Use a dictionary to check.

clever   nice   kind   beautiful   funny

2 Circle the words.

1 Fatima is nice.

2 My sisters are funny.

3 My dad is kind.

4 My brother is clever.

5 My mum is beautiful.

### 3 Talk

Talk about the pictures. Describe the people.



clever  
nice  
kind  
beautiful  
funny

He is funny.

**Key Language**  
Describing people  
*I am clever.*

**Vocabulary**  
*nice, funny, kind,  
beautiful, clever*

**Language Tip**  
Adjectives are words.  
They describe people.

Noor is ...  
**happy sad nice  
clever kind funny**

**4 Write**

Make sentences with the words.

1 am I nice  
I am .

---

2 clever is My sister

---

3 is My dad kind

---

4 are The students clever

---

**5 Write**

Write about three people you know.  
Use the words in the box.

My sister is clever.

clever nice kind beautiful funny

1 \_\_\_\_\_

2 \_\_\_\_\_

3 \_\_\_\_\_

## Lesson 9: About me

**Key Language**  
Present simple  
I get up.

**Vocabulary**  
eat breakfast, dinner,  
wake up, pray, go to  
school, go to bed

### 1 Vocabulary

What do you do every day?  
Put the activities in order for you.

go to school    wake up    read books    pray  
eat breakfast    eat dinner  
go to bed    play



1 wake up \_\_\_\_\_ 5 \_\_\_\_\_  
2 \_\_\_\_\_ 6 \_\_\_\_\_  
3 \_\_\_\_\_ 7 \_\_\_\_\_  
4 \_\_\_\_\_ 8 go to bed \_\_\_\_\_



### 2 Read

Read about Maryam.  
Does she do the same things?  
Yes / No

#### About me

My name is Maryam.  
I'm twelve years old. I live in Sharjah.

Every day I wake up and I pray.  
Then I eat breakfast. I eat bread.  
I drink milk. Then I go to school by bus.

I like school. I study in class. I finish school at two o'clock.  
After school, I go home and I read books. I like books.



**3 Read**

Answer the questions about Maryam.  
Circle the answers.

- |                                       |                                |
|---------------------------------------|--------------------------------|
| 1 Where does Maryam live?             | Dubai / <u>Sharjah</u> / Ajman |
| 2 How old is Maryam?                  | 10 / 11 / 12                   |
| 3 What does Maryam eat for breakfast? | bread / cereal / cake          |
| 4 What time does school finish?       | 10:00 / 12:00 / 2:00           |
| 5 What does Maryam like?              | books / cake / bus             |

**4 Write**

Now write about you.

**About me**

My name is \_\_\_\_\_.

I live in \_\_\_\_\_.

I'm \_\_\_\_\_ years old.

Every day, I \_\_\_\_\_

I \_\_\_\_\_

\_\_\_\_\_

I like \_\_\_\_\_

Picture

## Lesson 2: Eid Al Fitr 1

### 1 Read

Match the texts with the pictures.

In Egypt, people visit their families. They talk and they eat food.

1

Eid AL Fitr

In Morocco, people eat pancakes for Eid Al Fitr. They eat them for breakfast.

3

In Indonesia, parents give money to their children. The children buy clothes.

2




### 2 Read

Circle the correct answers below.

- 1 What do children buy in Indonesia? eggs / pancakes / clothes
- 2 What do families do in Egypt? eat food / buy clothes / play a game
- 3 When do people eat pancakes in Morocco? breakfast / lunch / dinner

**Key Language**  
Present simple  
*I visit my grandparents.*

**Vocabulary**  
go, give, visit, families,  
Egypt, Morocco





## Lesson 5: Camping

**Key Language**  
Present simple  
*I camp in the desert.*

**Vocabulary**  
tent, campfire,  
mountain, desert, camp

### 1 Read

Label the picture with the words in the box.

1 desert 2 campfire 3 tent 4 food



### 2 Read

Read the text. What does Sultan talk about?

#### My camping trips

Hi, my name is Sultan. I go camping in winter. I go with my family. We go camping in November, December, January and February. We camp on mountains like Jebel Jais. We also camp in the desert in Abu Dhabi. We sleep in tents and make a campfire. We eat lots of food. I love camping!



## Unit 4: The UAE desert

### Lesson 1: What do you see?

**Key Language**  
There is/are  
**There are** camels.

**Vocabulary**  
goat, fox, camel, snake,  
sand, tree

#### 1 Listen Track 27

Listen and put the words in the correct box.

goat   fox   trees   camels   snakes   sand



#### 2 Listen Track 27

Listen again and write *is* or *are*.

- 1 There is sand.
- 2 There \_\_\_\_\_ camels.
- 3 There \_\_\_\_\_ a fox.
- 4 There \_\_\_\_\_ snakes.
- 5 There \_\_\_\_\_ a goat.
- 6 There \_\_\_\_\_ trees.

**Listening Tip**  
Listen for the word *is* or *are*.

## page 62– Activity 3

### 3 Practice

Circle the correct answer.

- 1 There is a fox / foxes.
- 2 There are tent / tents.
- 3 There is a car / cars.
- 4 There are tree / trees.
- 5 There is a camel / camels.

#### Language Tip

*There is a snake.*  
*There are snakes*



## Lesson 2: Desert animals

**Key Language**  
It / They  
If runs. **They** run.

**Vocabulary**  
horns, grass, oryx, run,  
fast, hump

### 1 Talk

Which animals live in the desert? Talk to your partner.

Camels live in the desert.

\_\_\_\_\_ live in the desert.

### 2 Read

Read the fact files and answer the questions.

#### Oryx



- eats grass
- does not drink water
- has horns

#### Camel



- eats grass
- drinks water
- has a hump

#### Fox



- eats animals
- runs fast
- has big ears

1 Which animal has horns?  
\_\_\_\_\_

2 Which animal has a hump?  
\_\_\_\_\_

3 Which animal runs fast?  
\_\_\_\_\_

4 Which animal does not drink water?  
\_\_\_\_\_

5 Which animal has big ears?  
\_\_\_\_\_

#### Reading Tip

Look for the words in the questions in the fact files.

**3 Read**

Circle the correct option.

- 1 They eat grass. camel / camels
- 2 It eats animals. fox / foxes
- 3 They have horns. oryx / oryxes
- 4 It has a hump. camel / camels
- 5 They have big ears. fox / foxes
- 6 It does not drink water. oryx / oryxes

Language Tip

camel

*It runs fast.*

camels

*They run fast.*

**4 Write**

Write sentences with **It** or **They**.

Foxes have big ears.

1 They have big ears.

A camel has a hump.

2 \_\_\_\_\_

Oryxes and camels eat grass.

3 \_\_\_\_\_

A fox runs fast.

4 \_\_\_\_\_

Camels drink water.

5 \_\_\_\_\_

Writing Tip

Remember to start sentences with a capital letter.

They have big ears.





## Lesson 5: The ghaf tree

**Key Language**  
Adjective + noun  
**long roots**

**Vocabulary**  
tall, short, long, roots,  
green, leaves, brown,  
fruits

### 1 Vocabulary

Circle the words that describe the ghaf tree.

tall      cold      green  
brown      strong      short  
windy      blue      long



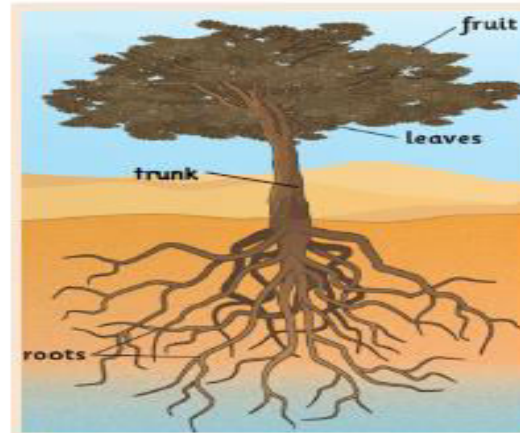
### Vocabulary

#### Adjectives

The tree is **tall**.  
The roots are **long**.  
The leaves are green.

### 2 Read

Read the text. Circle the adjectives.



### The ghaf tree

Ghaf trees live in the desert. They are **tall**. The trunk is brown. The roots are long. The leaves are green.

The ghaf tree has fruits. The fruits are small.

**3 Read**

Use the adjectives in Activity 2 to complete the poem

**Poem**

In the desert there is a tree,

a  tall  tree,

1 \_\_\_\_\_ roots,

2 \_\_\_\_\_ leaves,

3 \_\_\_\_\_ trunk,

4 \_\_\_\_\_ fruits,

the ghaf tree.



**4 Write**

Write what you see in the pictures.



\_\_\_\_\_ green leaves \_\_\_\_\_



1 \_\_\_\_\_



2 \_\_\_\_\_



3 \_\_\_\_\_

**Language Tip**

We use adjectives to say what things look like.

colours

**green** leaves

shape/size

**long** roots

**small** fruits

The tree is **tall and green**.

## Lesson 8: Arabian wolves

**Key Language**  
And  
It is grey **and** brown.

**Vocabulary**  
Arabian wolves, birds,  
insect, Middle East,  
grey, teeth, fish

### 1 Read

Read the text. What is Nadia's favourite animal?



### My favourite animal

I'm Nadia. My favourite animal lives in the Middle East. It is the Arabian wolf.

It has big ears and it runs fast. It is grey and brown.

There are 2000 Arabian wolves in the Middle East.

They eat meat like birds, insects and goats.



### 2 Read

Circle the correct answer.

1 Where do Arabian wolves live?

Africa      the Middle East

2 What does the wolf have?

big ears      small eyes

3 What colour are Arabian wolves?

brown and yellow      grey and brown

4 How many Arabian wolves live in the Middle East?

100      2000

5 What do wolves eat?

birds, insects and goats      grass and leaves

### Reading Tip

100: **One Hundred.**

1000: **One thousand**

2000: **Two thousand.**