



Unit 6: Lesson 5

Day: Wednesday

Date: 27/1/2021

Lesson 5: My School

1.1 Describe big schools and small schools for the words in the table.

big	small
big	small
big	small
big	small
big	small

1.2 Read the words and look at the pictures below your table.

1.3 Ask and answer the questions to help you.

Is it big or small?

Are there a lot of students?

1.4 Listen to the teacher talk to Hasan. Write questions like yourself.

Teacher: Do you like school?

Hasan: Yes, teacher.

Teacher: Why?

Hasan: Because it's fun and I meet a lot of friends.

1.5 Ask and answer the questions with a partner.

Do you like school?

Do you like school?

Do you like school?


UAE National Anthem

Classroom Rules

Attendance

Today's Lesson






back

Day: Wednesday

Classroom Rules



Rules for using the internet safety

Day: Wednesday

- ✓ only visit websites suitable for children my age;
- ✓ be polite and show respect when communicating with others;

- ✓ keep my personal information secret (including passwords);



back



I LOVE
TO READ



design
studio



Day: Wednesday

Let's Take Attendance



back

Today's Lesson: Lesson 5

Day: Wednesday

I LOVE TO READ

Lesson 5: My School

1. Look
Describe big schools and small schools.
Put the words in the table.

happy, angry, sad, quiet, noisy

big schools	small schools

2. Listen & Read
Listen to the teacher's talk to know why she likes the school.

big school / small school

big school / small school

big school / small school

big school / small school

big school / small school



1. Look
Talk about your school. Answer the questions to help you.

Is it big or small?
Is it fun?
Are there a lot of children?

2. Listen & Read
Listen to the teacher's talk to know why she likes the school.

Teacher: Do you like school?
Student: Yes.
Teacher: Why?
Student: Because it's fun and there are a lot of friends.

3. Look
Ask and answer the questions with a partner.

Do you like school?
Why?
Remember ...

Example:
Q: Do you like school?
A: Yes.
Q: Why?
A: Because it's fun.

Lesson Objectives:

1. To identify different feelings.
2. To use (because)



Day: Wednesday

What is the tittle of today's lesson?

Let's play

https://im-a-puzzle.com/look_i_m_a_puzzle_7HU3CQaV.puzzle



Stage 1

Day: Wednesday

L5: My school

Remembering

التقييم القبلي - Pre-Assessment



Warming up

Pre-Assessment التقييم القبلي

Day: Wednesday

L5: My school

Do you remember the
classroom objects?

Kahoot!

Stage 2

Day: Wednesday

L5: My school

Understanding

Formative Assessment - التقييم البنائي





Day: Wednesday

L5: My school



Why don't you like this?

Don't
like



scary



noisy

I don't like that class **because** it is scary
and noisy.



I LOVE
TO READ



design
studio





Day: Wednesday

L5: My school



Day: Wednesday

L5: My school

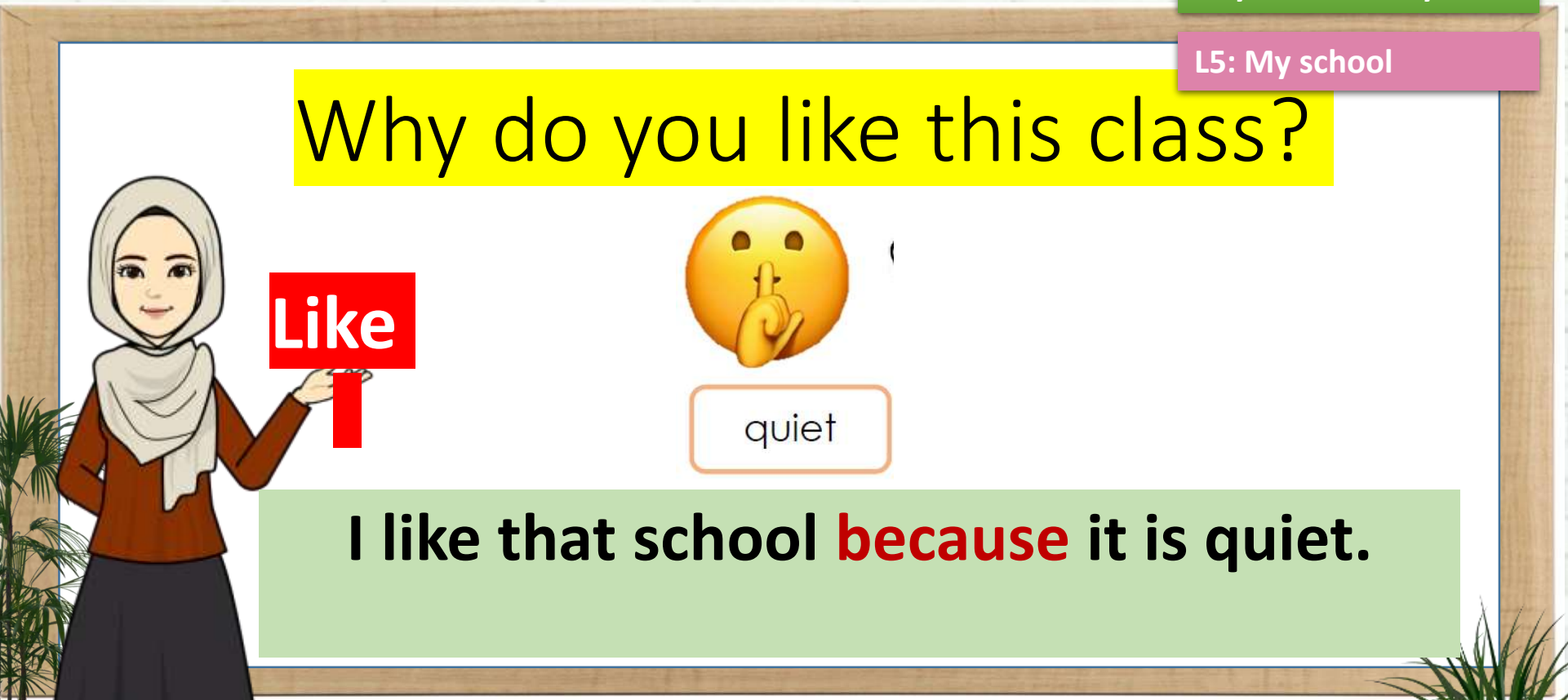

Why do you like this class?

Like



quiet

I like that school **because** it is quiet.



Day: Wednesday

L5: My school

Lesson 5: My School

1 Talk

Describe big schools and small schools.
Put the words in the table.



boring



scary



fun



quiet



noisy

Key Language

Because

Why? **Because** it is quiet.

Vocabulary

quiet, noisy, fun, boring,
playground, children

P.29



Listening Tip

Read the words and look at the pictures
before you listen.

1. To identify different feelings.

New vocabulary



boring



scary



fun



quiet



noisy

Day: Wednesday

L5: My school



Don't break the jar.

Choose the correct jar



Feeling (1)

Day: Wednesday

L5: My school

1



2




3



4



5



تصميم المعلمة : عنبره الخاطري

Feeling (5)

Day: Wednesday

L5: My school

1



2



3



4



5



Scary

Fun

Noisy

Quiet



Feeling (4)

Day: Wednesday

L5: My school

1



2



3



4



5



تصميم المعلمة: عتراء الخطاري

Feeling (2)

Day: Wednesday

L5: My school

1



2



3



4



5



Boring

Fun

Scary

Quiet

Stage 3

Day: Wednesday

L5: My school

Applying

Interim Assessment - التقييم المرحلي



1. To identify different feelings.

Describe the big and the small schools

page 29

Day: Wednesday

L5: My school



big schools

small schools

Scary

Quiet

Fun


Boring

Noisy



Day: Wednesday

L5: My school



LMS

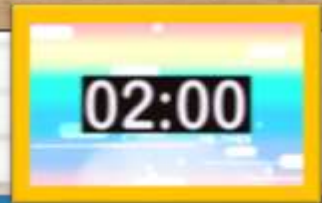
Check : Listening

1- Listen and choose the correct answer.



Good Listener

1 Point/s



1. To identify different feelings.

page 29

Day: Wednesday

L5: My school

2 Listen Track 44

Listen to the students. Circle the school they like.

1 Zayed big school / small school

2 Alia big school / small school

3 Jamal big school / small school

4 Noora big school / small school

5 Faisal big school / small school



Day: Wednesday

L5: My school

2- To use (because).

3 Talk

Talk about your school. Answer the questions to help you.

Is it big or small?

Is it fun?

Are there a lot of children?

Vocabulary

a lot: many

Vocabulary

one **child**

two **children**

Page 30



2- To use (because).

Day: Wednesday

L5: My school

Listen to our
friend Moza
and know why
does she like
her school?

Page 30

4 Listen Track 45

Listen to the teacher talk to Moza. Why does Moza like school?


Teacher: Do you like school?

Moza: Yes.

Teacher: Why?

Moza: Because it's fun and I have a lot of friends.

Write in the chat



Day: Wednesday

L5: My school

LMS

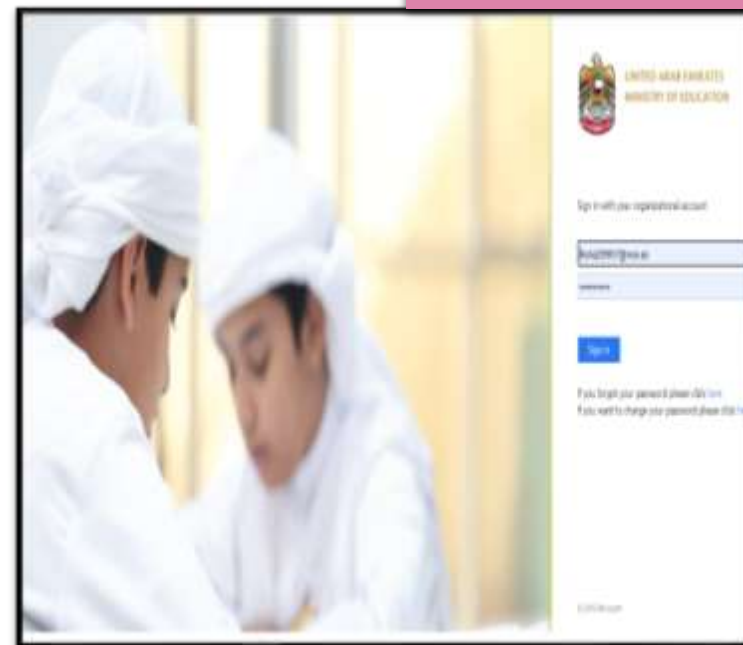
Check 2: Writing




Do you like your school and why ?

Viewed by: 0 student(s)

🕒 From Jan 25, 2021



02:00



Stage 4

Day: Wednesday

L5: My school

Evaluation

التقييم الختامي - Post Assessment



Day: Wednesday

L5: My school

✓ Level 1

https://forms.office.com/Pages/ResponsePage.aspx?id=ZN_eq0qrBUuqA_TbXZ4ii_4a6jdROK9GmT4IInCVEW5URVhOSFMyRFM2MUILVDhTN0JPNIFTMUdTMC4u

✓ Level 2

https://forms.office.com/Pages/ResponsePage.aspx?id=ZN_eq0qrBUuqA_TbXZ4ii_4a6jdROK9GmT4IInCVEW5UMVZEUFIFMDBTNIY2RDVZUEs0N0E0SVIZWS4u

✓ Level 3

https://forms.office.com/Pages/ResponsePage.aspx?id=ZN_eq0qrBUuqA_TbXZ4ii_4a6jdROK9GmT4IInCVEW5UN0xLOUVGN1Q1UkcyUKIFMDBGOTThQVky1NS4u





How was
today's lesson ?

3

I can do
this!



2

I'm getting
there.



1

I need
help!

