



UNITED ARAB EMIRATES
MINISTRY OF EDUCATION



2022-2023

Bridge to Success

Activity Book - EN 2.1

Book **3**



Grade
03

Lesson 1 Think about it**1 Write about yourself**

Answer the questions. Put a full stop at the end of each sentence.

1 What's your name? My name is _____

2 How old are you? I'm _____

3 What colour are your eyes? My eyes are _____

2 What do you like?

If the sentence is **true** for you, put a tick ✓ in the box.

If it is **not true**, put a cross ✗ in the box.

I like tablets. I like sharks. I like football.

3 Write

Write a sentence about a story that has stayed inside your head.

Lesson 2 New words

1 Draw and colour


Draw 4 books in the bookcase.

Draw 3 books in the cupboard.

Draw 2 books on the table.

How many books are there altogether? _____

Colour 1 book red. Colour 5 books green. Colour 3 books yellow.



2 Read and complete

Complete the sentences about the picture.

There are ____ b_____ks inside the _____.

There are ____ b_____ks inside the _____.

There are ____ b_____ks on the _____.

Lesson 3 Time to practise

Writing tip

We use 's to show that something belongs to somebody.
This is Samira's chair.

1 Whose is it?

Write sentences to say whose object it is.



It's Tarek's pencil case.



★ 2 Challenge

What sort of books do you like? Write a sentence.

I can write about myself and other people.

😊 yes

😐 sometimes

😞 not yet

Lesson 4 Find out more


1 A contents page


Read the sentences and tick (✓) Yes or No.


	Yes	No
1 The contents page is at the end of a book.		
2 A contents page tells you what is inside the book.		
3 All books have a contents page.		
4 The title is on the book cover.		


2 Which contents page?


Draw a line to match the contents page with the book cover.


1 

2 

3 

a 

b 

c 

3 Authors

Who is the author of each book? Write the name.

- 1 Sharks _____ 3 Learn and Play _____
 2 Fun with Paper _____

Lesson 5 Time to practise

1 Titles and authors

Look at the book covers. Draw a circle round each title. Draw a line under the name of each author.

a 





b 

c 

d 

2 Sorting books

Which books are fiction? Which books are non-fiction?
 Which books are scary? Which books are funny?
 Write the titles in the chart.

fiction		
non-fiction		
scary		
funny		

3 Which book do you want to read? _____

I can talk about a book.

☺ yes ☺ sometimes ☹ not yet

Lesson 6 Words and sounds





1 Find the vowels

Circle the letters that are vowels.

a H T I r
l A j E g s e G o r U u o

2 Matching words

Look at each picture and say the word. Complete each word with the missing vowel sound.

-  sh_p
-  _nt
-  p_ns
-  d_ck

3 Read and draw

Draw a big, blue bug on the book cover.






Lesson 7 Time to practise

1 What is it?

Write what each thing is. Use **a** or **an**.

Word box

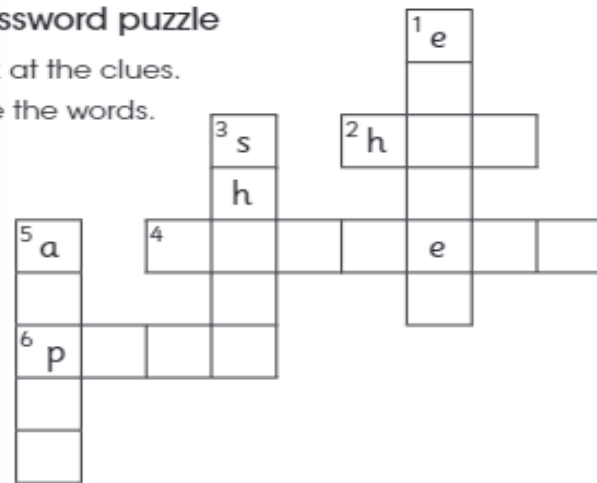
ant  fish  octopus 

-  It's _____.
-  _____
-  _____

2 Crossword puzzle

Look at the clues.

Write the words.



Language tip

We use **an** before a word that begins with a vowel.

an apple 

We use **a** before a word that begins with a consonant.

a banana 

Across →

- 
- 15
- 

Down ↓

- 11
- 
- 

Read the learning goal and do the activities. Then circle your answer.

I can talk about a book.

☺ yes ☹ sometimes ☹ not yet

Lesson 10 Speaking

1 Survey

Ask your classmates which book they would prefer. Mark it in the chart. Complete the sentences.

Name of story	Number of students
_____	_____
_____	_____
_____	_____

_____ people like _____.

_____ people like _____.

_____ people like _____.

_____ is the most popular book.

_____ is the least popular book.

2 Wordsearch

Find the story words in the wordsearch.

Word box


story
book
characters
beginning
middle
end
fun
pages

b	o		k	q	v	e	n	d	m
w	e	b	u	l	t	f	g	i	o
e	g	o	t	d	r	b	l	d	d
d	r	a	x	c	w	q	b	n	i
b	e		i	n	n	i	n	g	q
g	f		n	t	r	e	f	p	s
x	a	q	s	s	t	o	r	y	a
o	p	a	g	e	s	t	l	i	e
p	h	j	i	m	i	d	d	l	e
c	h	a	r	a	c	t	e	r	s

Lesson 11 Read and answer 1

1 Things we can read about

Match the book with the picture.








2 What do you like reading about?

Draw a face on each book above to show if you like it.

☺ = I like it! ☹ = I don't like it. 😐 = I don't know.

3 Where do you read books?

Tick ✓ the places where you like reading.

- at school  at home  in bed 
- in a car  at the park 

Lesson 12 Read and answer 2

1 Write your own verse

What do you like reading about? Write words in the spaces to make a new verse for the song.

When I open up a book
Each page whispers, 'Look! Look! Look!'

_____ and
_____,
_____ and
_____.



Stories of _____.

When I open up a book
Each page whispers, 'Look! Look! Look!'

Say your new verse!
Then draw a picture
of the things in your
new verse.



I can understand the words of a song.

😊 yes 😐 sometimes 😞 not yet

Lesson 13 Use of English

1 How often?

Write the words in the correct places.

Word box

never sometimes usually always

★★★★★ always _____

★★★★ _____

★★★ _____

★ _____

2 About me

Tick the box for you.

	always	sometimes	never
1 brush your teeth			
2 say <i>please</i> and <i>thank you</i>			
3 read a book			
4 play sport			
5 use a computer			

Lesson 14 Time to practise

1 Story characters

Read the text and draw the character.

He is tall and strong. His fur is brown. He's got four legs. He's got a small black nose and two small ears. He has got small eyes and big teeth. He's wearing red trousers and a blue T-shirt. He is friendly.



Good neighbours

Lesson 1 Read and listen

1 One or two?

Write the plural of each word.

- 1 house _____
- 2 city _____
- 3 town _____
- 4 tree _____

Language tip

Remember:

car cars
road roads

Words that end in **-y**, take off the **-y** and add **-ies**.
country countries



2 City or village?

Write the words in the correct list.

In a city

In a village


Word box

farm
loud
traffic
quiet
apartment
tractor

Lesson 2 Think about it

1 Yes or no?

Read the sentences. Look at the picture.



Write **yes** if the sentence is true. Write **no** if the sentence is not true.

- 1 Omran lives in house number 12. _____
- 2 Omran is helping his neighbour. _____
- 3 There is one tree in the park. _____
- 4 A nurse is helping an old woman. _____
- 5 Two people are crossing the street. _____
- 6 The driver is at house number 8. _____
- 7 Omran's sister is riding a bicycle. _____
- 8 Two men are sitting on a bench. _____

Lesson 3 Find out more

1 Who lives there?

Read and draw lines. Then complete the sentences.



- Hello. My name is Dalal. My neighbourhood is very quiet. I live in a _____ . I think it is a beautiful place.
- Hi! I'm Alia. I like my neighbourhood. There are shops and a very good park. I live in a nice _____ . It is fun here!
- Hello. I'm Fai. My neighbourhood is busy. There are lots of tall buildings. It is an exciting place! I live in a big _____ .

2 Write

Write three sentences about your neighbourhood.


I can name people and things in my neighbourhood.

😊 yes 😊 sometimes 😞 not yet

Lesson 4 New words

1 Jameela's family tree

Look at Jameela's family tree. Write the missing words from the *Word box*.



Word box

grandma
grandpa
cousins
mum
dad
uncle
aunt

★ Challenge

How many cousins have you got? _____

How many of your cousins are **older** than you? _____

How many of your cousins are **younger** than you? _____

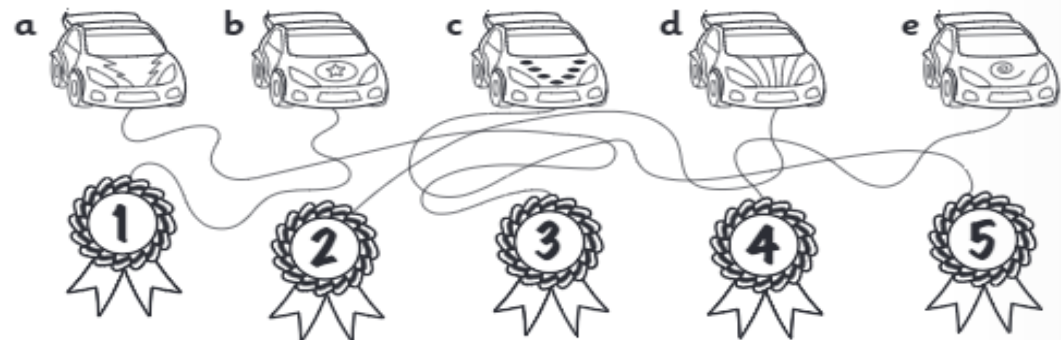
I can talk about my family.

😊 yes 😊 sometimes 😞 not yet

Lesson 5 New words

1 The car race

Follow the lines. Write the words.



a third b _____ c _____ d _____ e _____

2 Who is first?

Five children have finished a spelling test. There were 15 words in the test. Look at the information and complete the sentences. Use the words from Activity 1.

1 The _____ child's name is Mona.

2 Sameera has 15 marks. She is _____. Well done, Sameera!

3 12 is a good mark. Hamda is _____.

4 14 is a very good mark. Aisha is _____.

5 Moza is last today. She is _____.

Name	Mark
Moza	8
Sameera	15
Hamda	12
Mona	9
Aisha	14

Lesson 6 Use of English


1 Where do you live?

Name: _____

House number and street: _____

City or town: _____

Country: _____



2 Please can I go to ... ?

Work with a partner. Ask to go to your home address.

Please can I go to
100 Eid Road?

Yes. Let's go!

Lesson 7 Read and answer

1 A letter to Fiona

Write to Fiona. Answer these questions in your letter.

What is your name?

How old are you?

Who do you live with?

Where do you live?

Dear Fiona,

Draw a picture of you here.

Your friend,

Write your name here.

Lesson 8 Words and sounds

1 Jobs

Write the name of the job. Then draw a line to the correct picture.

1 I paint.

I am a _____.

2 I teach.

I am a _____.

3 I drive a taxi.

I am a taxi _____.

Language detective

The names of jobs often end in **-er**.

I **teach**. I am a **teacher**.

When a verb ends in **-e**, we add only **-r**.

I **bake**. I am a **baker**.



2 Who am I?

Look at the picture in the Learner's Book (page 25).

Write the name of the person.

1 I work on the first floor. _____

2 I work on the third floor. _____

3 I work on the ground floor. _____

I can talk and write about different jobs.

☺ yes

☹ sometimes

☹ not yet

Lesson 9 Listening

1 A busy morning

My Khalid is a firefighter. What does he do in the morning? Write the missing words.

Language tip

Look at this: I **work**. He **works**.

With verbs that end in **-sh** or **-ch**, we add **-es**.

I **brush** my hair. She **brushes** her hair.

1 Mr Khalid _____ his breakfast. (eat)



2 He _____ his hands. (wash)



3 He _____ his teeth. (brush)



4 He _____ TV. (watch)



5 Oh no! It's late! He _____ out of his house. (rush)



6 He _____ a bus and he goes to the fire station. (catch)




Lesson 10 Use of English

1 At the bus stop

Write sentences about the people. Use *on the left* and *on the right*.

Word box

gardener firefighters baker street cleaner
painter window cleaners

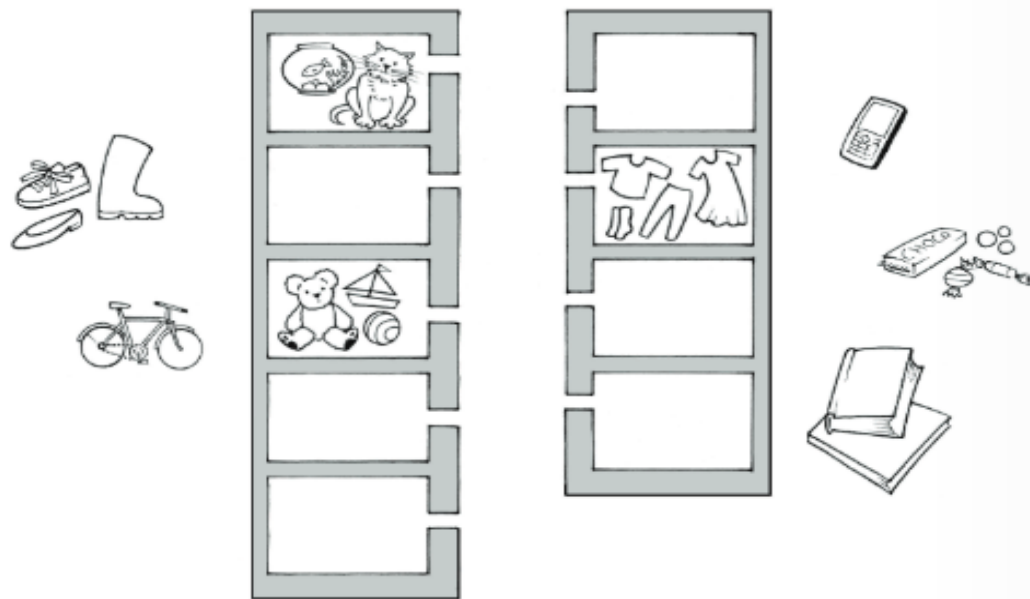


The window cleaners are on the left.

Lesson 11 New words

1 Where are the shops?

Read the text. Draw the shops in the correct place in the map of the shopping centre.



The bookshop is between the toy shop and the pet shop.

The sweet shop is next to the toy shop.

The phone shop is opposite the sweet shop.

The bicycle shop is between the phone shop and the clothes shop.

The shoe shop is next to the clothes shop.

2 My shop

Draw a different shop in the empty space in the map.

Write an instruction for your shop.

Lesson 12 Use of English

1 Find the mystery place

Read the instructions. Look at the map. Write the name of the place.

1 It's next to the library.

2 It's opposite the park.

3 It's between the sports shop and the computer shop.


4 It's opposite the café. _____


2 What are they saying?

Write the missing words from the *Word box*.

Word box




next	me	Go
is	turn	you

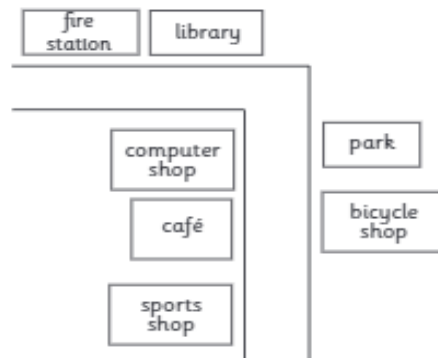
 : Excuse _____. Where _____ the fire station?

 : _____ straight ahead. Then _____ left at the corner. It's _____ to the library.

 : Thank _____ !

I can ask for and give directions.


 yes  sometimes  not yet



Lesson 13 Time to practise

1 Mr Al Blooshi's balloons

Mr Al Blooshi has a balloon shop. Find some balloons and write the places. Try to use **behind**, **between**, **inside**, **on** and **under** in your answers.









- 1 One balloon is _____
- 2 _____
- 3 _____
- 4 _____
- 5 _____

Lesson 14 Read and answer

1 Words with un-

Add *un-* and write the new words.

<p>happy</p>  <p>_____</p>	<p>tidy</p>  <p>_____</p>	<p>interesting</p>  <p>_____</p>
<p>friendly</p>  <p>_____</p>	<p>healthy</p>  <p>_____</p>	<p>helpful</p>  <p>_____</p>

2 Draw

Draw a new friend for the kid in the poem. The new friend lives in a building in a city.



Words to remember

Find these words in the poem:
friends some there city
 Practise spelling them.

I can read and talk about a poem.

☺ yes ☹ sometimes ☹ not yet

Lesson 15 Speaking

1 Hello, friend!

Choose one of these children to be your new friend. Write a conversation.



You: Hi! What's your name?

Your new friend: _____

You: Where do you live?

Your new friend: _____

You: What's your favourite colour?

Your new friend: _____

Challenge

Write sentences about your new friend.


For a boy, say **he** and **his**. For a girl, say **she** and **her**.

Ready, steady, go!

Lesson 1 Think about it

1 My body

Write the words on the lines.



Word box

nose
foot
head
hand
tummy
fingers
toes
leg
arm

I can use action words to give instructions.

😊 yes 😊 sometimes 😞 not yet

Lesson 2 New words

1 Try this!

Tap your head and rub your tummy at the same time. Count to 15.


Can you do it? (Circle) your answer.

Yes, I can. No, I can't.

Stand on one leg and count to 20.

Don't fall over! Can you do it? (Circle) your answer.

Yes, I can. No, I can't.



2 Read and write

Look at each picture. Write the missing words.



1 _____ your nose.



2 _____ your hand.



3 _____ your finger.

4 _____ on one foot.

5 _____ on your toes.

6 _____ your arms.



Word box

Wave
Stand
Hop
Flap
Wiggle
Touch

★ Challenge

What can you do with your hands? Write three sentences.

I can _____.

I can _____.

I can _____.

Lesson 3 Find out more

1 What can birds do?

Draw a line to finish the sentences.

- 1 **All** birds _____ can fly.
 2 **All** birds _____ have feathers.
 3 **Most** birds _____ build nests.
 4 **Most** birds _____ can swim.
 5 **Some** birds _____ lay eggs.
 6 **Some** birds _____ can't fly.

Language tip

all



most



some



2 Bird facts

Write a fact about each type of bird.

Humming bird:

Ostrich:

Emperor penguin:

Swan:

I can talk about birds and what they can and can't do.

😊 yes 😊 sometimes 😞 not yet


Lesson 4 Time to practise

1 Which bird?

Look at the chart. Read the sentences and find the birds.

- 1 This bird can walk, fly and climb trees, but it can't swim.

 2 This bird can walk and fly but it can't swim or climb trees.

		swim	walk	fly	climb trees
penguin		✓	✓		
parrot			✓	✓	✓
falcon			✓	✓	

★ Challenge

Write about a penguin. What can it do? What can't it do?

3 Draw a penguin

Follow these steps.

- 1 Draw an egg shape without a top.
Draw a half circle on top.
- 2 Draw the penguin's beak.
Draw its tummy and its feet.
- 3 Draw the penguin's wings.
Draw a face.

1



2



3



Lesson 5 Find out more

1 Tiger or duck?



tigers


Read the sentences. Are they about tigers or ducks?
Write the correct word.

- They are very big.
- They have fur with a stripy pattern.
- They lay eggs.
- They can't fly, but they can run very fast.
- They don't have fur, but they have feathers.
- They can walk and they can fly.

2 Animal fact! le

Choose an animal. Draw a picture of your animal.

Fact File	
Name:	
Location:	
Height:	
Temperature:	
Amazing fact:	



Write five facts about your chosen animal using the language can and can't.

Lesson 6 Words and sounds

1 Word puzzle

Find and **circle** the words in the puzzle.

Some words go from left to right, like this: **W A V E**

**N
I
N
E**

Some words go from top to bottom, like this:

F	I			V	E	H	R	I	C	E
P	L	A	N	E	K	O	F	Q	A	N
P	H	O	N	E	I	M	I	P	K	I
C	W	A	V	E	T	E	R	J	E	N
B	W	R	I	T	E	X	E	P	F	E

5

five



wave



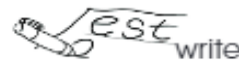
rice



phone



plane



write



home

nine

9

cake



fire



kite

I can read and write with long vowel sounds.

😊 yes

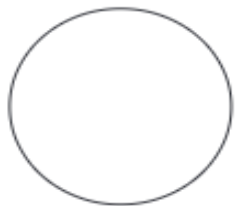
😊 sometimes

😞 not yet

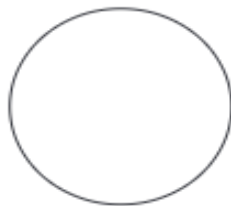
Lesson 7 Use of English

1 How are you feeling?

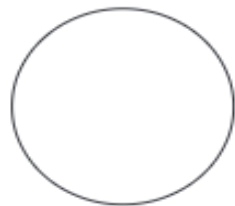
Draw a face in each circle.



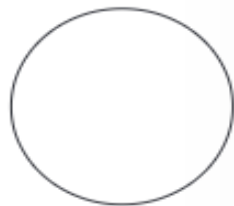
happy



unhappy



scared



excited

How are you feeling today? Tick ✓ one of the faces.

2 How are these people feeling?

Put the letters in the correct order to make the word.

a



g r y u n h

b



r c s o s

c



l z e d z u p

3 If you're unhappy and you know it ...

Draw a line from the beginning of the sentence to the best ending.

- | | |
|---|----------------------------|
| 1 If you're scared and you know it, | you can cry. (Boo, hoo.) |
| 2 If you're excited and you know it, | say, 'Let's eat!' |
| 3 If you're hungry and you know it, | you can scream (quietly!). |
| 4 If you're unhappy and you know it, | count to three (1, 2, 3)! |
| 5 If you're cross and you know it, | shout 'Hooray!' |

Lesson 8 Time to practise

1 What are they doing?

Find the numbers next to the people. What are the people doing? Write a sentence for each number. Use **He is** or **They are**. Use words from the *Writing tip*.

Writing tip

Think about the spelling when you add **-ing**.

Words that end with one consonant: cut + ing = cut **t** ing

Double the consonant! **cutting**

Words that end with a silent **e**: write + ing = writ **e** ing

Take away the **e**! **writing**



1 He is hitting a ball.

2 _____

3 _____

4 _____

5 _____

Word box

clap
hit a ball
throw a ball
run
wave

Lesson 9 Time to practise

1 Read and order

Put the instructions in order and write 1 to 4.

- Turn the paper over. Fold the four corners into the centre.
- Put your thumb and pointer fingers under the colour flaps. Move it open and closed.
- Cut out the square. Fold the four corners into the centre.
- Fold the paper so it looks like this.

2 Colours

Colour the boxes to match the labels

black	blue	green	pink
red	yellow	purple	orange

Lesson 10 Use of English

1 Having fun

Add **-ing**. Write the word. Think about the spelling!

1 **play** football **play + ing** = _____

2 **swim + ing** = _____

3 **ride** a bike **ride + ing** = _____



4 **eat** ice cream **eat + ing** = _____

5 **shop + ing** = _____



2 What does your friend like doing?

Write a sentence about an activity your friend likes.

Write a sentence about an activity your friend doesn't like.

I can say what I like and don't like doing.

☺ yes ☺ sometimes ☹ not yet

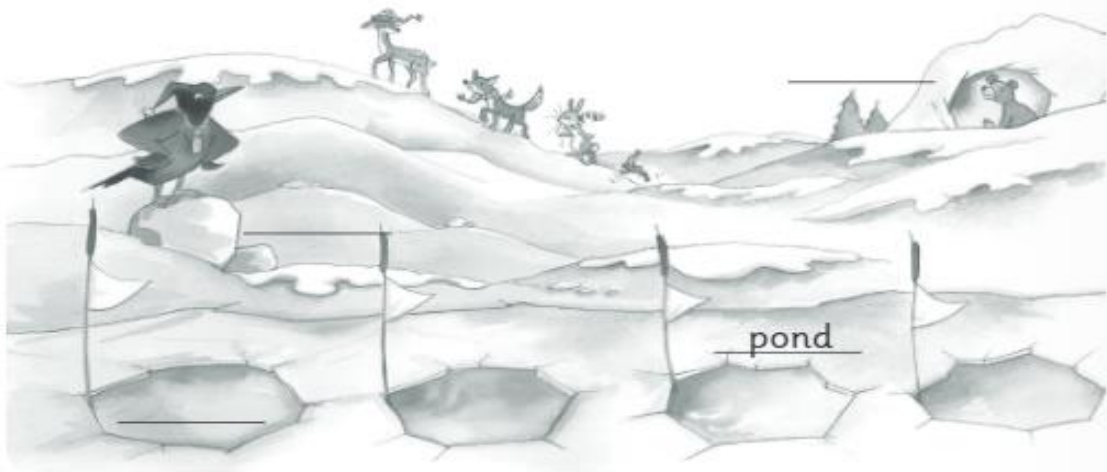
Lesson 11 Use of English

1 Where is Crow?

Look at the picture. Write the correct words on the labels.
Then answer the questions below.

Word box

cave
hole
pond
rock



1 Where is Crow? _____

2 Where is Bear? _____

3 How many holes are there in the ice? _____

Draw a turtle in each hole in the ice.

Lesson 12 Read and answer

1 Did you know... ?

These animals are good swimmers! Write the name of the two animals.

a



b



2 Running, jumping and swimming

Which animals can run, jump and swim?
Finish the chart.

Write the names of the animals under the activity they can do. If they can do more than one thing, write their name twice.

Word box

bear turtle frog
deer rabbit

run	jump	swim
	frog	frog

I can read, talk about and act out a play script.

😊 yes 😊 sometimes 😞 not yet

Lesson 13 Think about it

1 Toys that move

Complete the sentences with the words.

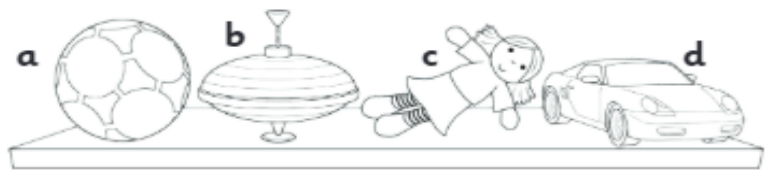
- 1 Toys need an action to make them _____.
- 2 Some moving toys use _____ or electricity to make them move.
- 3 Some toys don't use batteries or _____.
- 4 We can still make them move by _____, pulling or spinning them ourselves.

Word box

pushing move
batteries electricity

2 How does it move?

Use the verbs in the box to show you could make these toys move.



- a _____
- b _____
- c _____
- d _____

Word box

push it
pull it
throw it
roll it
bounce it
spin it

Lesson 14 Find out more

1 How do you do it?

Complete the table to show how you do the activities

	quickly	slowly	carefully
clean my room			
run a race			
draw a picture			
brush my teeth			

2 Design it

Design your own robot. Draw it here. Add three sentences to say what it can and can't do.

Word box

twist
turn
bend
squeeze
spin
stretch
lift
drop

I can use simple adverbs to describe how an action is done.

😊 yes 😊 sometimes 😞 not yet

Lesson 1 Think about it

1 Today and yesterday

What is the weather like today? Write a sentence.

Use words from the *Word box*. Use **is**.

Today _____

_____ .

What was the weather like yesterday?

Write a sentence. Use **was**.


Yesterday _____

_____ .

Draw a picture of the weather yesterday. Draw you in the picture.

Word box

sunny
cloudy
hot
cold
rainy
windy



★ Challenge

What is your favourite weather? _____

I can use **is** and **was**.

😊 yes

😐 sometimes

😞 not yet

Lesson 2 New words

1 Label and colour

Write the words on the labels.



- Colour the sun yellow.
- Colour the shadows black.
- Colour the sky blue.
- Colour the cloud grey.

Word box

sun
shadow
sky
clouds

2 Vocabulary

Find and circle the words from the *Word box* in the snake.



Lesson 3 Time to practice

1 True or false?





Tick the sentences that are true.

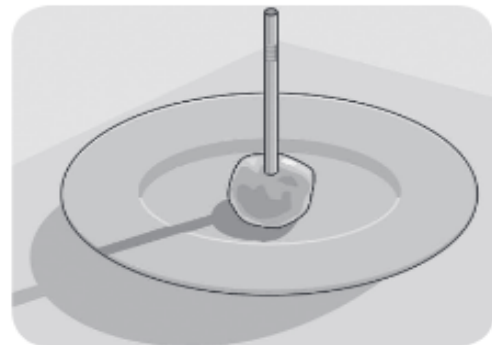
- 1 We can use sundials to tell the time.
- 2 Sundials need batteries.
- 3 Sundials use shadows to show the time.
- 4 Sundials have two hands like a clock.
- 5 People used sundials in the past.

2 How to make a sundial

Put the instructions in the right order.

Write the numbers 1, 2, 3 and 4 in the sun shapes.

-  Leave your sundial in a sunny place.
-  Push a straw into the clay.
-  Roll some clay into a ball.
-  Put the clay on a plate.



Lesson 4 Find out more

1 Yes or no?

Read the questions about the sky. **Circle** yes or no.

The sun and the clouds

- 1 Can we see the sun at night? **yes / no**
- 2 Is the sun a planet? **yes / no**
- 3 Is the sun a star? **yes / no**
- 4 Are clouds made of water? **yes / no**



The stars and the moon

- 5 Can we see the stars at night? **yes / no**
- 6 Can we count all the stars? **yes / no**
- 7 Can we see the whole moon every night? **yes / no**
- 8 Is the light of the moon from the sun? **yes / no**



I can talk about the sky.

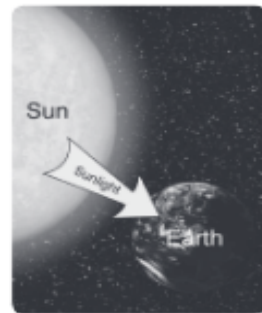
😊 yes 😊 sometimes 😞 not yet

Lesson 5 Time to practise

1 I live on Planet Earth

Write the name of your country in the space. Then **circle** the correct answers.

- 1 I live in _____.
- 2 It is on **Planet Earth / the moon.**
- 3 In the day it is **light / dark.**
- 4 At night it is **light / dark.**
- 5 Every day the Earth **turns / jumps** slowly.
- 6 When my country faces the sun, we have **day / night.**
- 7 When my country does not face the sun, we have **day / night.**

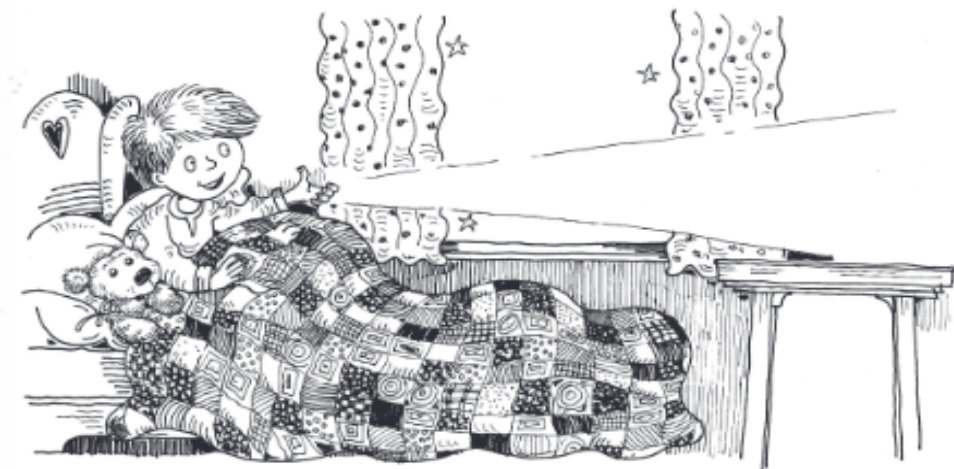


2 Finish the picture!

It is night. Draw a moon in the sky. The boy is holding a torch. Draw the torch. The sky is dark. Colour the sky black. He is shining the torch at the table.

Draw something on the table. What is it? _____

Then draw something under the table. What is it? _____



Lesson 6 Words and sounds

1 Find the long i words

Find and **circle** five more words. They all make the long i sound.

d	f	b	i	t	e	g	r	l	i	g	h	t	e	i
f	s	h	i	n	e	l	i	n	i	g	h	t	q	w
w	r	i	t	e	v	c	m	n	m	k	i	t	e	t

Write the words next to the pictures.

1  _____

2  _____

3  _____

4  _____

5  _____

6  _____


2 How many sounds?

Circle the long i sounds.

Five white tigers are driving in a line at night.

How many can you find?

Write the number here. _____



I can read and write words with the long i sound.

😊 yes 😐 sometimes ☹ not yet

Lesson 7 Use of English

1 Make some compound words

Take one word from each half of the sun. Put them together to make a longer word.

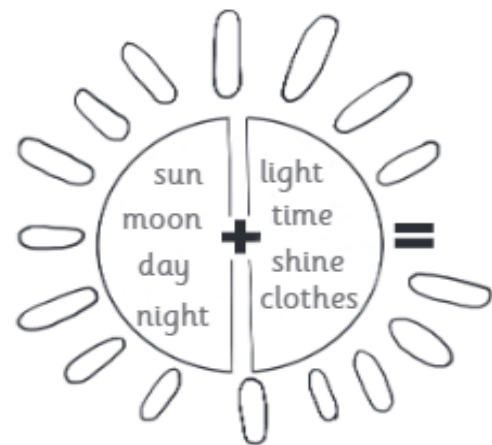
1 sun + shine = sunshine

2 _____ + _____ = _____

3 _____ + _____ = _____

4 _____ + _____ = _____

5 _____ + _____ = _____



2 Write

Choose three compound words from Activity 1. Use them to write your own sentences.

1 I like playing in the sunshine.

2 _____

3 _____

4 _____

I can read and write compound words.

😊 yes 😐 sometimes ☹ not yet

Lesson 8 Use of English

1 My day

Draw and write about the things you do.

In the morning	In the afternoon
In the evening	At night

2 My day

Now write about your day. Use your pictures from Activity 1 to help you.

.....

.....

.....

.....

.....

Lesson 9 Read and answer

1 We travelled by spaceship

Match the picture to the sentence. Draw a line.

Circle the verbs that end in **-ed**.


1 We waved at the earth.

2 We walked on the moon.

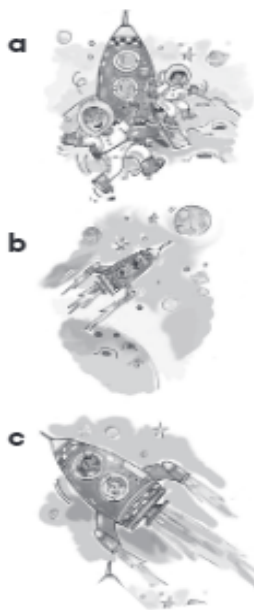
3 We travelled home.

2 Word snake: past and present

Find five more words in the word snake and write them on the lines. Then write the word in the past, too.



Present	Past
travel	travelled
_____	_____
_____	_____
_____	_____
_____	_____
_____	_____
_____	_____



Lesson 10 Time to practise

1 We travelled by submarine

Fill in the gaps. Use verbs from the *Word box*.

- We _____ by submarine to the bottom of the sea.
- We _____ at the ship.
- We climbed out of the submarine.
- We _____ on the bottom of the sea.
- We _____ the fishes.
- We _____ to an octopus.

Then we travelled back home.

Word box

watched
talked
climbed
waved
walked
travelled

2 Match

Match the beginning of the sentence to its ending. Then number the pictures below.

- | | |
|-----------------------|----------------------------|
| 1 Yesterday I watched | a to lay the table. |
| 2 Omar helped his dad | b table tennis. |
| 3 I talked | c to the park in the snow. |
| 4 My sister | d TV. |
| 5 I walked | e his teeth. |
| 6 We played | f used a computer. |
| 7 Peter brushed | g to my aunt. |

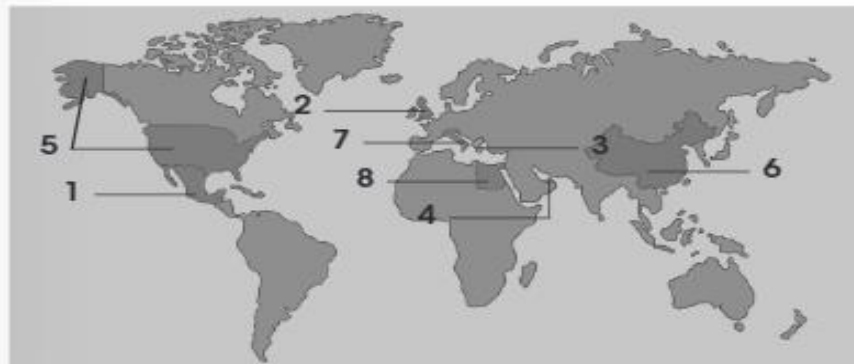


□ □ □ □ □ □ □

Lesson 11 Think about it

1 Label

Label the countries from the *Word box* on the world map. Do you know any other countries? Label those too.



Word box

Egypt
Mexico
Greece
China
Italy
the USA
the UK
the UAE

2 Quiz

Tick the correct answer to each question.

- What does an astronomer do?

a studies the stars and planets	<input type="checkbox"/>
b travels in a spaceship	<input type="checkbox"/>
- What do astronomers use to look at the sky?

a glasses	<input type="checkbox"/>	b a telescope	<input type="checkbox"/>
-----------	--------------------------	---------------	--------------------------
- What do astronomers take photos of?

a planets	<input type="checkbox"/>	b shadows	<input type="checkbox"/>
-----------	--------------------------	-----------	--------------------------
- How did astronomers learn many years ago?

a They watched the sky.	<input type="checkbox"/>
b They used telescopes.	<input type="checkbox"/>

Lesson 12 Find out more

1 Yes or no?

Circle **yes** or **no** next to each sentence.

- The people of ancient Egypt learned to read and write by looking at the stars. **yes / no**
- Hypatia was from ancient Greece. **yes / no**
- The Mayan people mainly lived in Mexico. **yes / no**
- The people of ancient Greece learned that the earth goes around the sun. **yes / no**

2 Mystery picture

What is the mystery picture? Join the dots to find out. Start from number 1.

What is it? _____



Lesson 13 Time to practise

1 Anagrams

Unscramble the past tense verbs. Use the *Word box* to help you.

Word box

gave
wrote
learned
thought
lived
made

1 edrnlea
learned

2 vedli

3 otewr

4 edam

5 ghtouth

6 vega

★ Challenge

Use three of the past tense verbs from Activity 1 to write your own sentences.

- _____
- _____
- _____

Lesson 14 Read and answer


1 Calendar

The ancient Romans made a calendar similar to our calendar today.
Complete this part of a calendar by adding the missing days and numbers.

Sunday 1	2	Tuesday 3	Wednesday —	—	Friday 6	7
Sunday —	—	Tuesday —	Wednesday 11	12	Friday —	—

2 What did Hassan learn about last week?

Look at Hassan's calendar and complete the sentences.



- 1 On Monday, Hassan learned about the moon.
- 2 On Tuesday, Hassan learned about _____.
- 3 On Wednesday, Hassan _____.
- 4 _____.

Lesson 15 Use of English

1 Use of English

Look at the pictures in the Learner's Book. Complete the sentences with *could* or *couldn't*.

- 1 Farad _____ fly a kit.
- 2 He _____ walk.
- 3 He _____ ride a bike.

★ Challenge

Write a sentence about you using *could*.

Write a sentence about you using *couldn't*.

Now draw a picture for one of your sentences.

