




United Arab Emirates
Ministry of Education
RAK Educational Zone
Al Qassmiah School



Unit 7

How are you?



Teacher Zainab Al Hashmi

My name is

I am in grade 1 \

أمي العزيزة :

هذه مذكرة الوحدة السابعة في الكتاب (How are you?) وتتضمن ما يلي :

-الكلمات الجديدة للوحدة.

-أوراق عمل مفيدة.

-جدول الإملاء فالرجاء منك عزيزتي مراجعة الكلمات يومياً للطالب وتعويد الطالب على القراءة بمفرده والتمييز بين الحروف.

-درجة المذكرة محسوبة وتقسم على نظافة المذكرة وحل المذكرة والخط المرتب.

-لا تنسي عزيزتي كتابة اسم الطالب على المذكرة.

مهم جداً : الرجاء منك عزيزتي تصفح المذكرة يومياً

ومتابعة جدول الواجب في المذكرة لتعرفي صفحات الواجب -أرجو عدم حل أي صفحة ليست ضمن جدول الواجب .

في هذه الوحدة سنتعلم:

-كلمات أعضاء الجسم

-مراجعة الألوان

-وصف الأحاسيس والمشاعر وما يحب وما لا يحب من الأشياء

والطعام. I love / I feel

- استخدام كلمة feels للتحدث عن احساسه.

- التحدث عن الأشياء التي يستطيع عملها. I can / I can't

-معرفة الأصوات الاساسية (i - o - e - a - u) vowels

كما سنتعلم خلال الحصص اليومية التالي :

معرفة السؤال الذي يبدأ بـ How are you? والإجابة عليه
What do you feel?
How it feels?

تذكر الأصوات التالية :

brother

(th) ذ ، ث

liveng room

(ing) انق

kitchen

(ch) تش

What

(wh) و

Elephant

(ph) ف

sheep

(sh) ش

دربي الطالب على هذه النقاط ليتقدم وينجح ويشارك في
الحصه بكل ثقه وحيوية



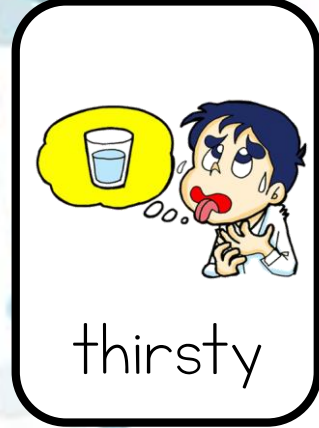
كل ما يتعلق بدروس وأخبار الصف الأول في الوتس اب

0509696144


مع خالص المحبة والإحترام
زينب الهاشمي

Feeling

How do people feel :



How I see them:




J j





V v



W w




Y y



-X

-x



food



yoghurt



olives



burger



dates



Pita bread




rice

I like




I don't like



I feel : write the words under the pictures

thirsty - sad - hungry - cold - hot -
worried - tired - happy





_____ the opposite _____



Color letter J and the pictures
which all start with the letter J

DATE _____

NAME _____

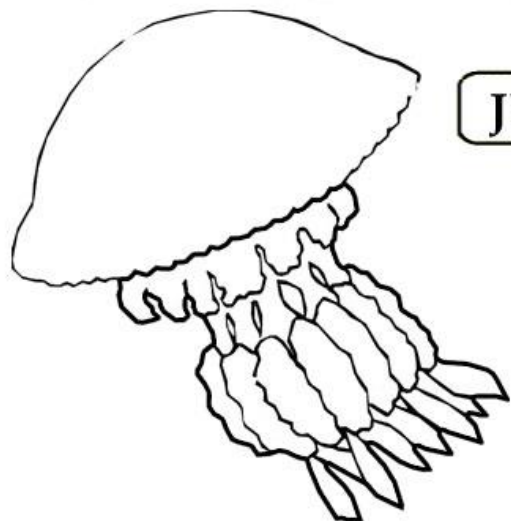
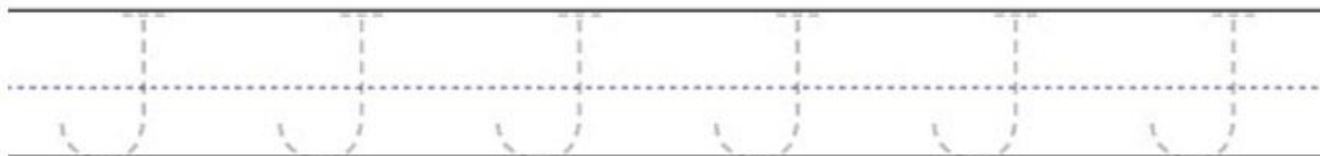
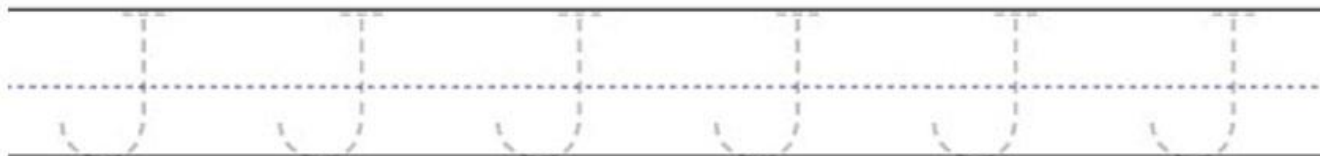


Print the letter J by tracing the letters. Color the pictures which all start with the letter J.

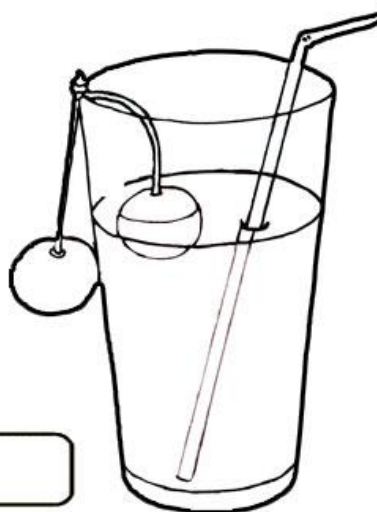


DATE _____

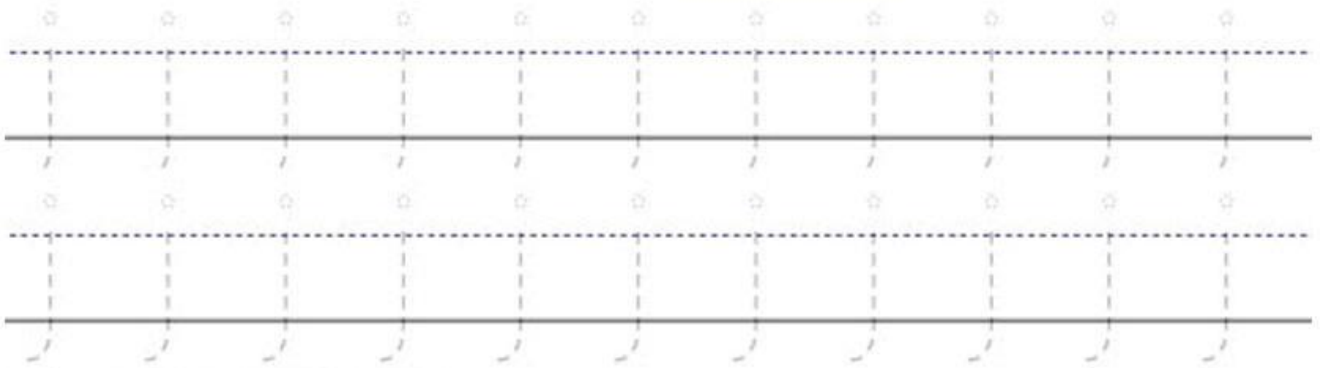
NAME _____



JELLYFISH



JUICE




Match the words with its pictures:



1. jeans

2. jar



3. jelly


4. jam



5. jungle




6. jaguar

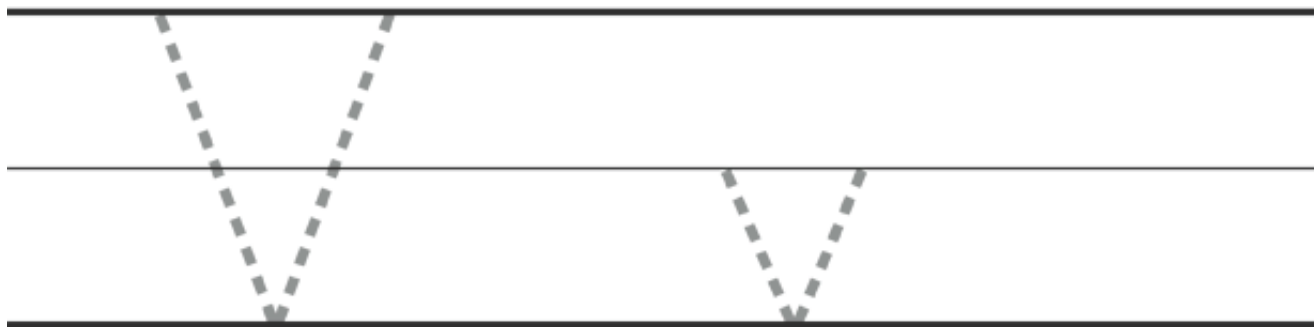



Write the words under its picture:

Jaguar – jelly – jeans – jungle – jar




Vain V


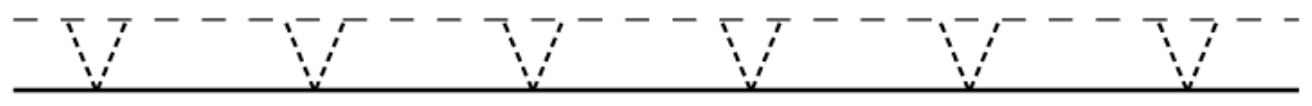
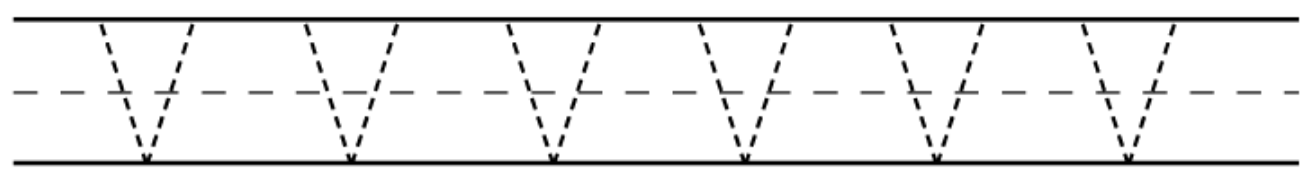
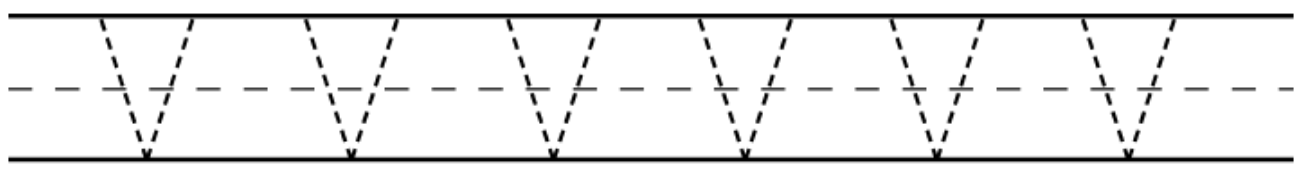
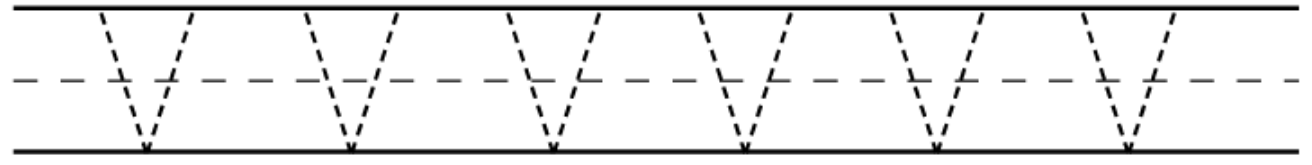
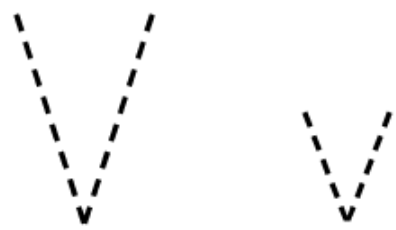




Name _____



van



Match the words with its pictures:

1. vase




2. Violin



3. van



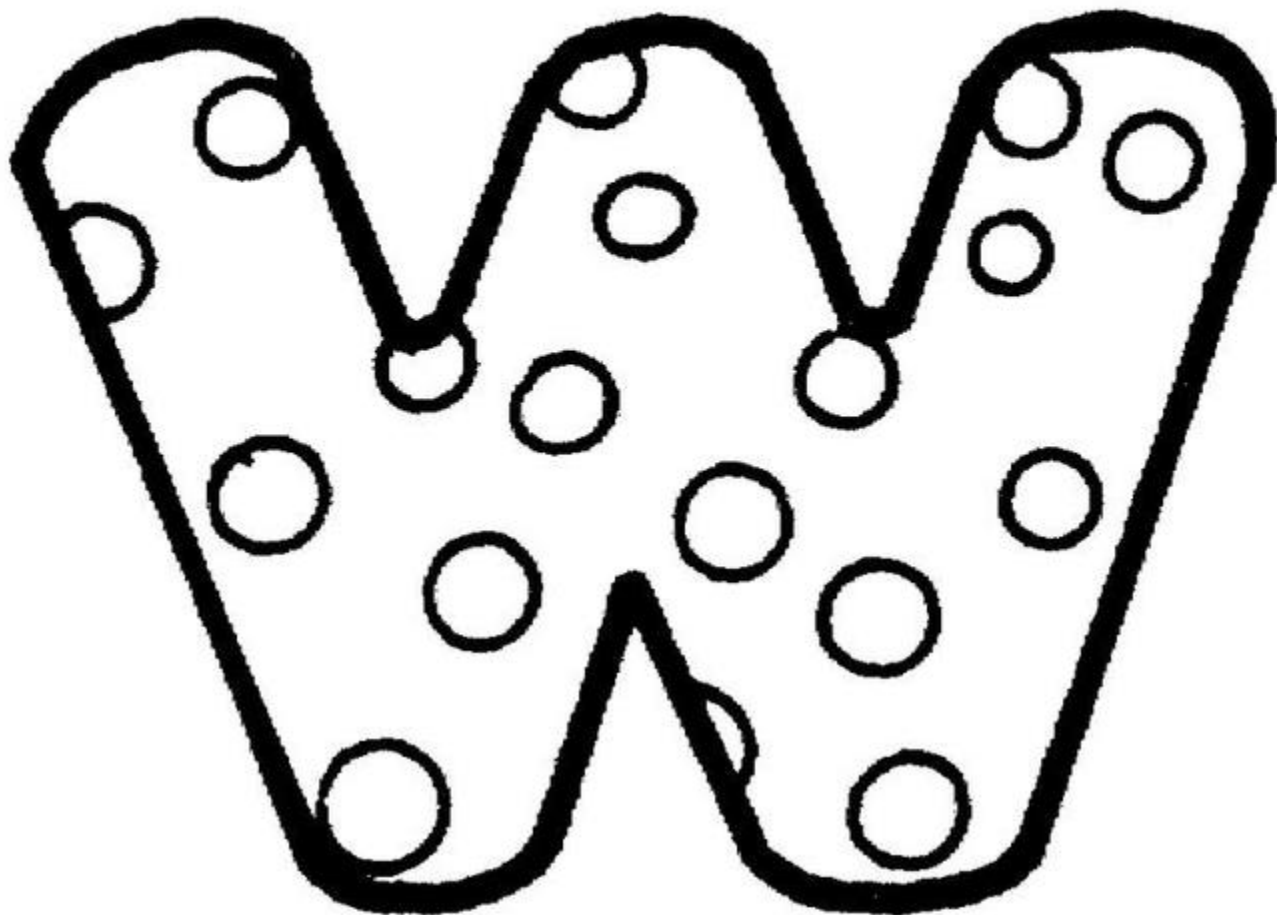
4. Vegetables



Write the words under its picture:

Vase – vegetables – violin – van





Letter W

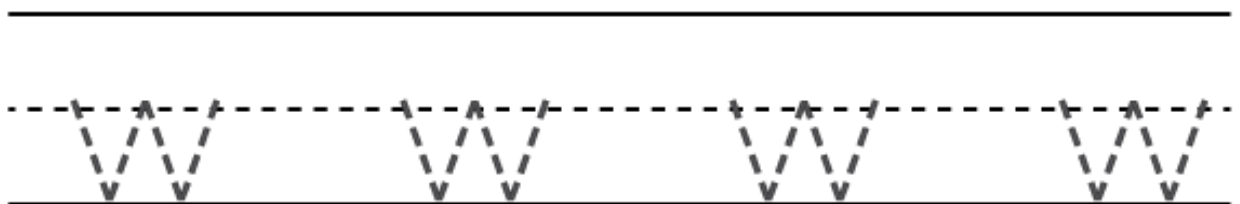
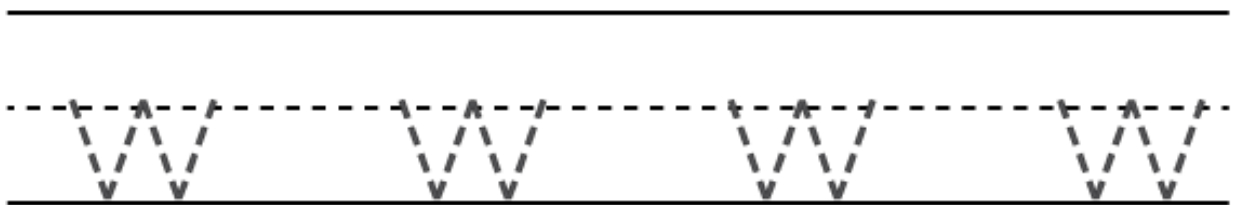
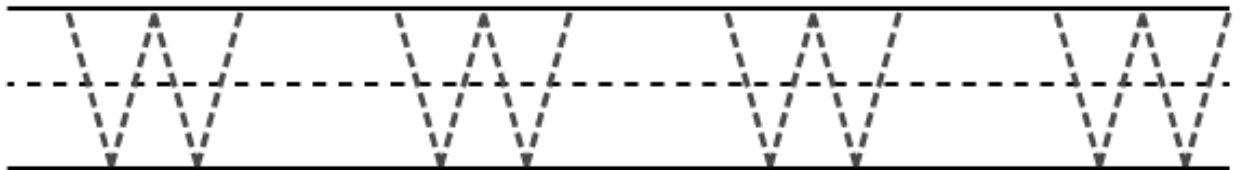
Blank handwriting lines for practice, consisting of a solid top line, a dashed middle line, and a solid bottom line.



Writing the letter W

Name: _____

W WATERMELON




Match the words with its pictures:



1. wave



2. wall



3. water


4. wind




5. window

Write the words under its picture:

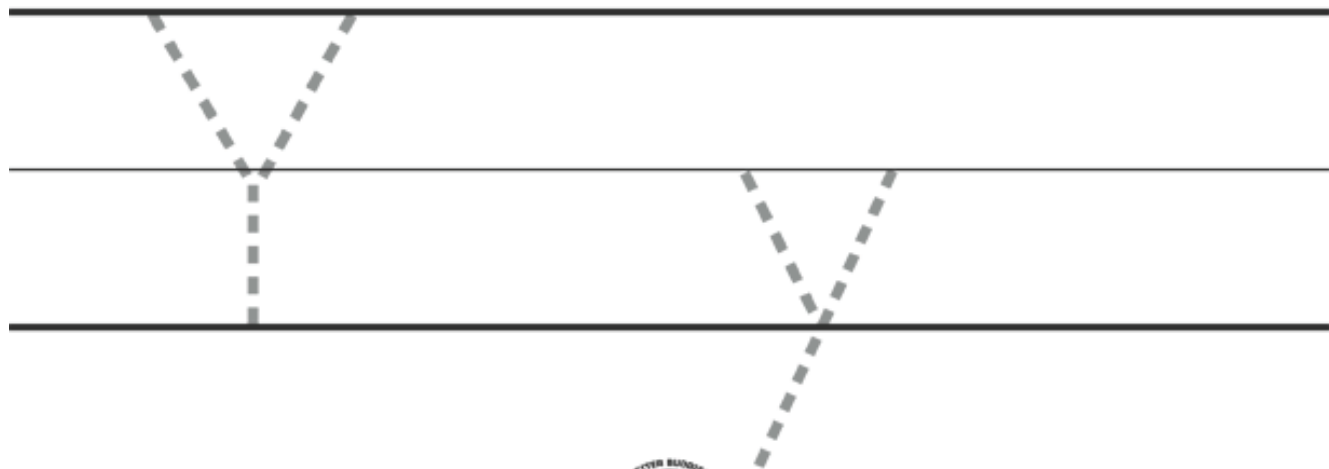
Vase – vegetables – violin - van



Yummy Y



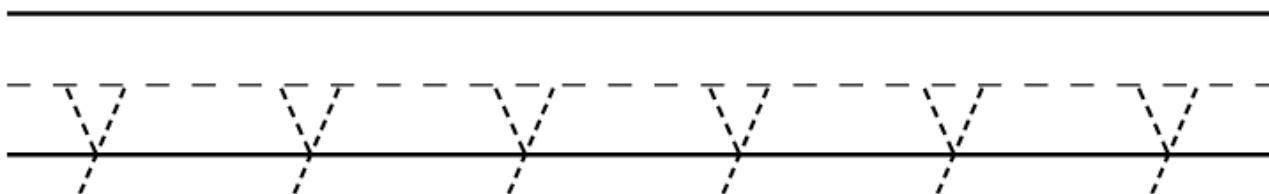
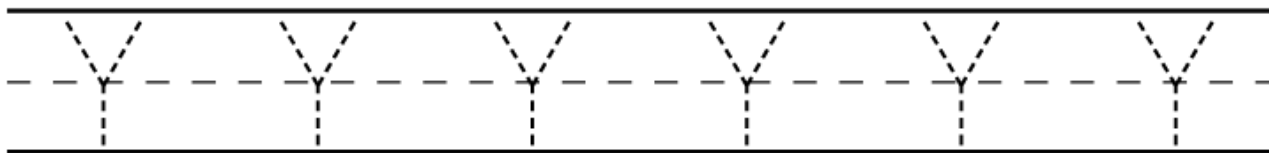
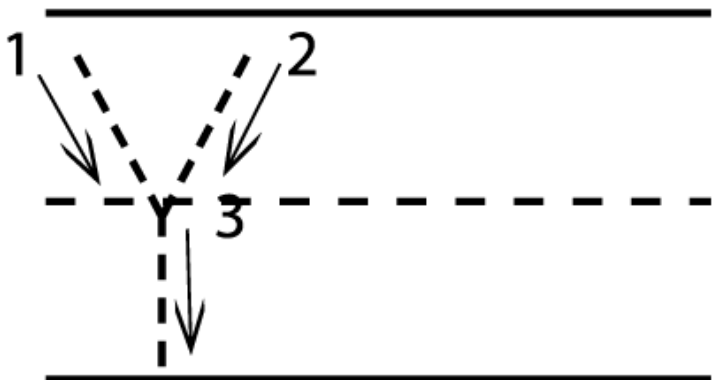
yo-yo






Letter Y Alphabet Learning Worksheet

DaycareWorksheets Name _____



Match the words with its pictures:



1. yoyo

2. Yoghurt



3. yellow



Write the capital letter :

.....

y

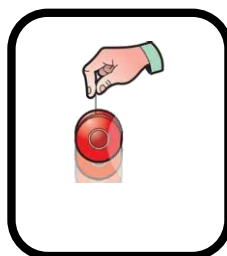

..... w

..... j

..... v

Write the words under its picture:


Yellow – yoyo – yoghurt



Name: _____

Which Are Vowels?

Circle all of the vowels inside of bubba's mouth.



Write the different vowels below.





cat



m p



s d



b t



d d



m d



f n



h t



j m

Draw a line from the number word to its number match on the other side.

eighteen

12

fourteen

20

fifteen

14

twelve

17

thirteen

15

sixteen

19

nineteen

11

twenty

18

eleven

13

seventeen

16

Emotions

My name is _____

Draw the faces



I'm happy



I'm sad



I'm sleepy



I'm afraid




I'm angry




I'm hot

Read and circle:




hungry



thirsty



hungry



hungry



thirsty



thirsty



Copy the words between the lines in neat handwriting

I feel happy.

.....
.....

.....
.....

.....
.....

.....
.....

.....
.....

.....
.....

.....
.....

.....
.....

.....
.....

Copy the words between the lines in neat handwriting

I am sad.

.....
.....

.....
.....

.....
.....

.....
.....

.....
.....

.....
.....

.....
.....

.....
.....

.....
.....

Copy the words between the lines in neat handwriting

He is kind.

.....
.....

.....
.....

.....
.....

.....
.....

.....
.....

.....
.....

.....
.....

.....
.....

.....
.....

Copy the words between the lines in neat handwriting

She is cold.

.....
.....

.....
.....

.....
.....

.....
.....

.....
.....

.....
.....

.....
.....

.....
.....

.....
.....

Listen and write :

Date\.....\2017

.....

Date\.....\2017

.....

Date\.....\2017

.....




























Date\.....\2017

.....

Listening Quiz

نسخة مطابقة لامتحان الاستماع

Listen and circle :

1-			
2-			
3-			
4-			
5-			
6-			
7-			
8-			
9-			

Color the word:

1

Happy
Sad

2

Thirsty
Hungry

3

Violin
Jam

4

Jungle
Yellow

5

Wind
Fox

6

Wall
yoyo