



Unit **8**

The weather

Lesson 1 It's hot and sunny

إنسخ رابط القناة في

تليغرام

t.me/MB6MB

1 Complete the words.

It's s__unny. **u**

It's c__ld. **o**

It's h__t. **o**

It's w__t. **e**



It's w__ndy. **i**

It's clo__dy. **u**

It's w__rm. **a**

There's a s__ndst__rm. **a o**

2 Follow the lines. Then write.



It's sunny. She's happy.


It's **windy** _____. She isn't happy.


It's _____ **wet** _____. He's happy.


It's **hot** _____. He isn't happy.


Lesson 3 My letters


65 1 Listen and point. Then say and match.




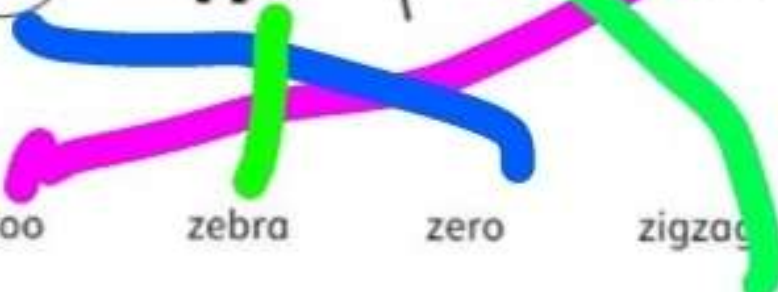
a  zipper


b  zero

c  zebra

d  zigzag

e  zoo



2  Circle the z words.



3 Write your favourite z word and draw a picture.

ارسم حيوان ال

zebra

Zebra

Lesson 4 My numbers



1 Add. Then write.

$$\begin{array}{|c|c|c|} \hline \square & \square & \square \\ \hline \square & \square & \square \\ \hline \end{array} + \begin{array}{|c|c|c|c|} \hline \square & \square & \square & \square \\ \hline \square & \square & \square & \square \\ \hline \end{array} = \text{thirteen squares}$$

$$\begin{array}{|c|c|c|c|c|} \hline \bigcirc & \bigcirc & \bigcirc & \bigcirc & \bigcirc \\ \hline \bigcirc & \bigcirc & \bigcirc & \bigcirc & \bigcirc \\ \hline \end{array} + \begin{array}{|c|c|c|c|} \hline \bigcirc & \bigcirc & \bigcirc & \bigcirc \\ \hline \bigcirc & \bigcirc & \bigcirc & \bigcirc \\ \hline \end{array} = \underline{\text{eighteen}} \text{ circles}$$

$$\begin{array}{|c|c|c|c|c|} \hline \square & \square & \square & \square & \square \\ \hline \square & \square & \square & \square & \square \\ \hline \end{array} + \begin{array}{|c|c|c|c|c|} \hline \square & \square & \square & \square & \square \\ \hline \square & \square & \square & \square & \square \\ \hline \end{array} = \underline{\text{nineteen}} \text{ squares}$$

$$\begin{array}{|c|c|c|c|} \hline \bigcirc & \bigcirc & \bigcirc & \bigcirc \\ \hline \bigcirc & \bigcirc & \bigcirc & \bigcirc \\ \hline \end{array} + \begin{array}{|c|c|c|c|} \hline \bigcirc & \bigcirc & \bigcirc & \bigcirc \\ \hline \bigcirc & \bigcirc & \bigcirc & \bigcirc \\ \hline \end{array} = \underline{\text{fourteen}} \text{ circles}$$

2 In groups of three, take turns to say and find numbers.

9 7 12 1 3
15 5 11 14
17 4 18 0
8 2 6 10
13 19 16

seventeen, eighteen, nineteen

Lesson 5 My words



- 1 Complete the days and put them in order.

Monday

Tuesday

Sunday

Weednesday

Friday

Thursday

Saturday

Saturday

Sunday

Monday

Tuesday

Wednesday

Thursday

Friday

- 2 🗣️ In pairs, take turns to say a day, and say the next day.

Tuesday

Wednesday



3 Write about a day you like.

I like **Thursday**.

I **Play football with my friend** and

I go to the mall with my family.



Endless to Success Grade 1 Activity Book Unit 8

إنسخ رابط القناة في

تليغرام

t.me/MB6MB

Lesson 6 My English

1 Look at the pictures. Complete the sentences.



①



②



③



windy hot sunny cloudy cold

1 It's hot and **sunny**.

2 It's **cold** and **windy**.

3 **It's cloudy**.

2 Listen and write.



3 Add. Then write the number in words.

sixteen seventeen eighteen nineteen

$10 + 6 = \underline{\text{Sixteen}}$

$10 + 7 = \underline{\text{Seventeen}}$

$10 + 8 = \underline{\text{Eighteen}}$

$10 + 9 = \underline{\text{Nineteen}}$



Lesson 8 My letters

- 67 1  Listen and point. Then find.

buzz whizz fizzy dizzy puzzle

c	s	e	l	a	o	s	e
b	u	z	z	l	z	d	p
h	s	o	f	o	o	i	u
z	o	s	w	h	i	z	z
f	i	z	z	y	o	z	z
s	s	w	u	g	b	y	l
c	e	i	n	d	a	s	e

ZZ



- 3 Look at the pictures. Write a sentence using *I like* or *I don't like*.

I like pizza. **I don't like fizzy**



pi **ZZ** a

fi **ZZ** y

dri **ZZ** le

Lesson 10 My numbers



1 Write the numbers.

I have **three** rabbits.

She has **two** rabbits.

He has **four** rabbits.

We have **nine** rabbits.



2 Complete the sentences.

I have **four** cats.

He **has six** cats _____.

She has **five** cats _____.

We **has fifteen** cats _____.



Lesson 11 My letters

68 1 Listen, point and write.

ship shell fish shark



sh



Ship



Shell



Fish



shark


2 Draw your favourite **sh** word and write a sentence.

ارسم صوره

سفينه

I like to travel by ship

3 Say and match the words that rhyme.



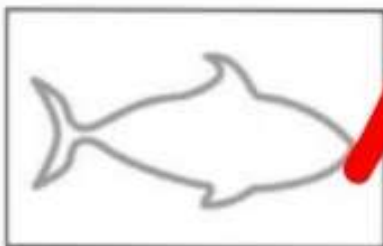
fish



shell



shore



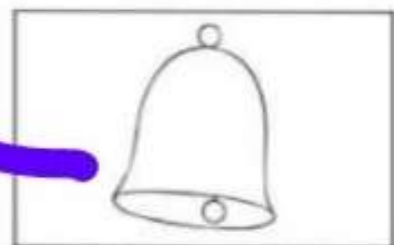
shark



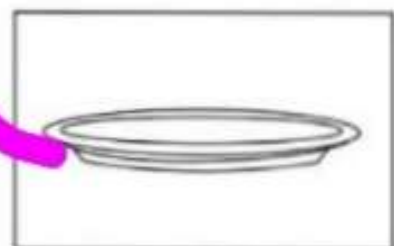
four




park



bell




dish



Lesson 12 My English

1 Look at the picture. What can you see and hear?



Yes, I can. No, I can't. cars buzz fizz flowers

Can you see a puzzle?

Yes, **I can**

Can you see a ship?

No, I can't

Can you see two bees?

Yes, I can

What can you hear?

I can **hear bees buzz**

Can you see a shell?


No, I can't

What can you smell?

I can smell flowers

69 2 Listen, choose and write.

hot
cold
cloudy
sunny



The weather is **hot**
and **sunny**

3 Look again at Activity 1 on page 141.
Count and write how many.



Bee - 2



Flower - 5



Puzzle - 9

Lesson 13 My words

1 Count and write.



There are three sandcastles.

There is a boat.

There are six children.

There is a game.

There are twenty shells.

There are two cars.



Lesson 14 My letters

70 1 Listen and find the odd ones out.



ch



chair



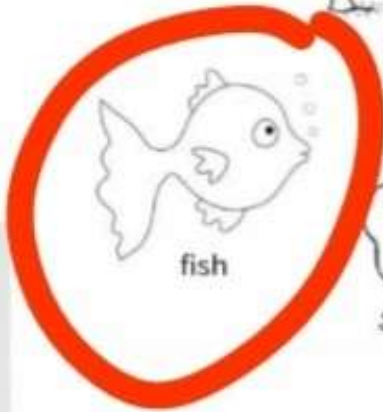
beach



ship



lunch



fish



chick



chips



chocolate

2 Write a sentence using one of the **ch** words.

I like to eat the chips

I like to go to the beach

Draw pictures for the words.




chair



chips



chocolate



cheese




Lesson 15 My colours and shapes



1 Read and draw.



Draw a circle.



Draw a triangle.



Draw a square.



Draw a diamond.

2 Look and write.

This is a rectangle.



This is a heart



This is a star




This is a circle



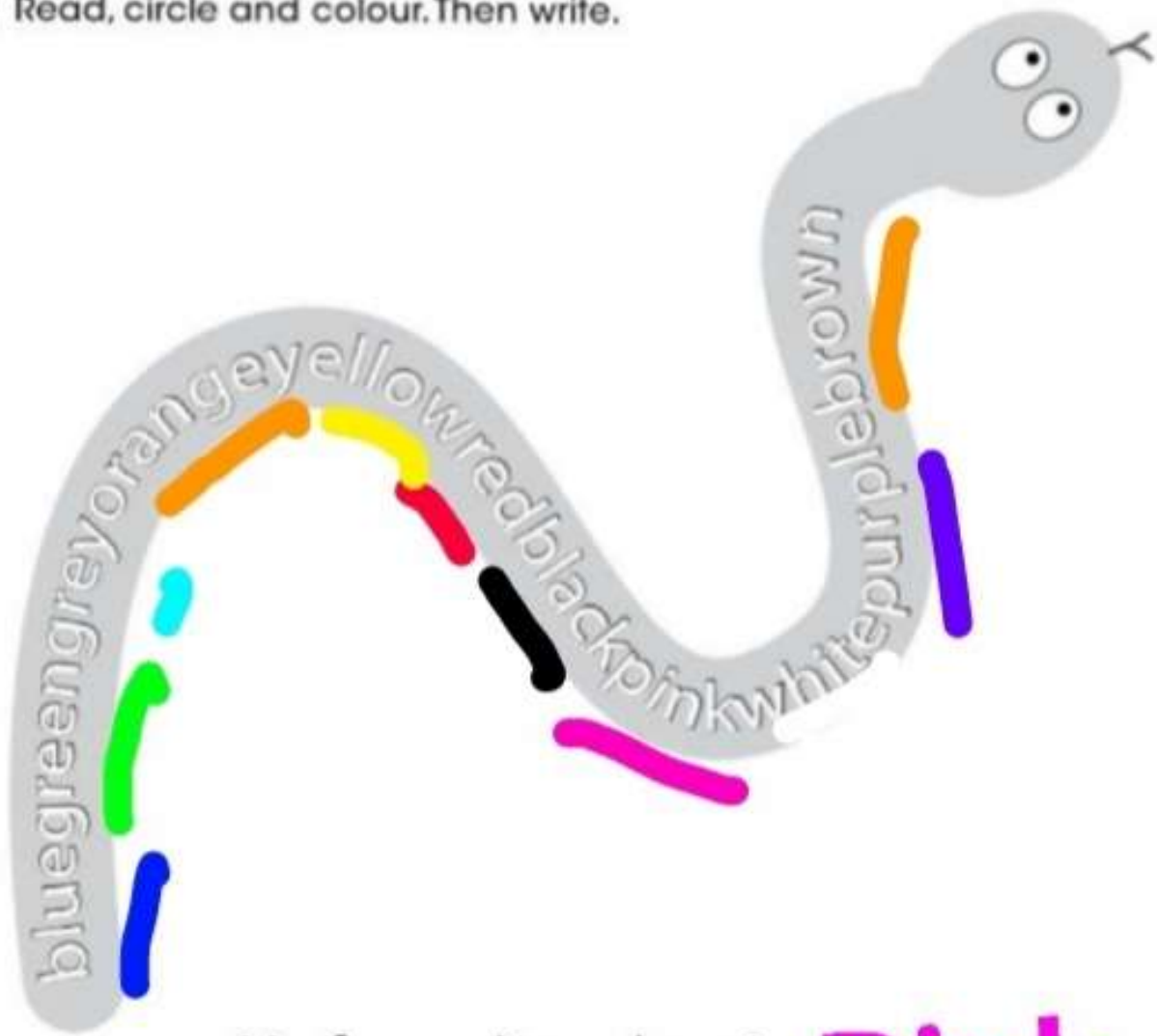
This is a diamond



This is a Square



3 Read, circle and colour. Then write.



My favourite colour is **Pink**





th

1 Find and label the **th** words.

3

Three



Maths



Mouth



Fish



Teeth

71 2 Listen. Then add **th** to make the words.



Think



Thick



Thin



ba**th**



pa**th**

3 Choose one of the words and write a sentence.

The path is very long



Lesson 17 My English

72 1 Listen and write.

teeth maths chocolate chips
beach mouth chair three



chocolate



Teeth

3

three



Chair



Chips

$$2 + 2 = 4$$

Maths



Beach



Mouth

2 Look at Activity 1 and complete the lists.

th	ch
three	chocolate
Teeth	Beach
Maths	Chips

Mouth

Chair

3 Write. Answer the questions.

brown green
yellow white

1 What colour is chocolate? Chocolate is

Brown

2 What colour is cheese?

Yellow

3 What colour are teeth?

White

4 What colour are trees?

Green

4 Read, colour and say.

a red triangle

a blue heart

a black star

a grey rectangle

a green circle

a yellow diamond

a pink square



Lesson 18 My storytime



73 1 Listen and put the pictures in order.



- 2  Copy and fill in the missing words. Then act.

Zed and Hip went to the funfair.

They went round and round
on a roundabout.

They went down the big slide.

They went in and out
on the bumper cars.

They went up in the big wheel.

- 3 Write a sentence about your visit to a funfair.



Lesson 19 Goodbye



- 1 Write about these places.
Use *There is* and *There are* with the words in the box.

frisbees an ice cream van tree



It's summer at the beach. There are children.

~~There is an ice cream van~~

It's spring at the park. There is a tree

~~There are frisbees~~

2 What do you like? Write and draw.

Weather



I like

Cloudy

weather.

Seasons



I like

Winter

Places



I like the

beach

