






Part 1

Read the questions. Look at the pictures.

Circle Yes or No.

There is one example.



Example	Is it a foot?		<input checked="" type="radio"/> Yes	<input type="radio"/> No
1.	Is this an ear?		<input type="radio"/> Yes	<input type="radio"/> No
2.	Is it jelly?		<input type="radio"/> Yes	<input type="radio"/> No
3.	Is she tired?		<input type="radio"/> Yes	<input type="radio"/> No
4.	Is it a mouse?		<input type="radio"/> Yes	<input type="radio"/> No



Part 2



Read the sentences. Look at the pictures.



Circle the correct answers.

There is one example.

Example	This is my hat.	A		B	
---------	-----------------	---	---	---	---

5.	It's a happy face.	A		B	
----	--------------------	---	---	---	---






6.	They are pink circles.	A		B	
----	------------------------	---	--	---	--


7.	There are three jars.	A		B	
----	-----------------------	---	--	---	---


Part 1


Look at the pictures. Write the missing letters.


There is one example.

Example	<u>b</u> all	
1.	__eart	
2.	__emon	
3.	__am	
4.	__ish	

5.	__ike	
----	-------	--

6.	co__ee	
----	--------	--

7.	dre__	
----	-------	--

8.	be__	
----	------	---